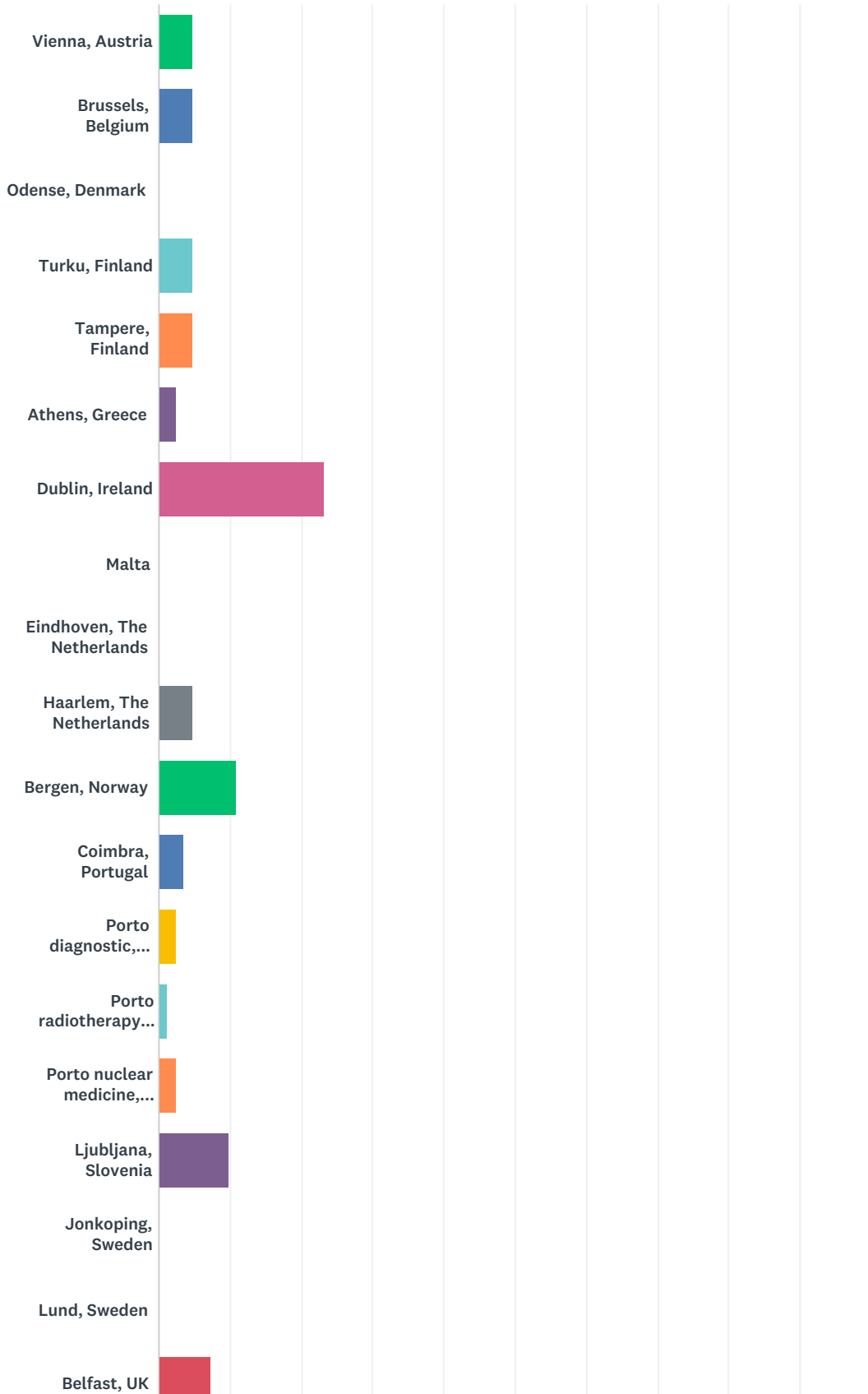
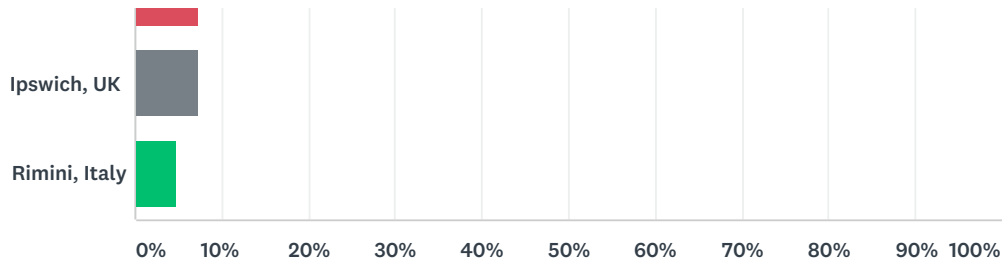


Q1 My home university:

Answered: 82 Skipped: 0



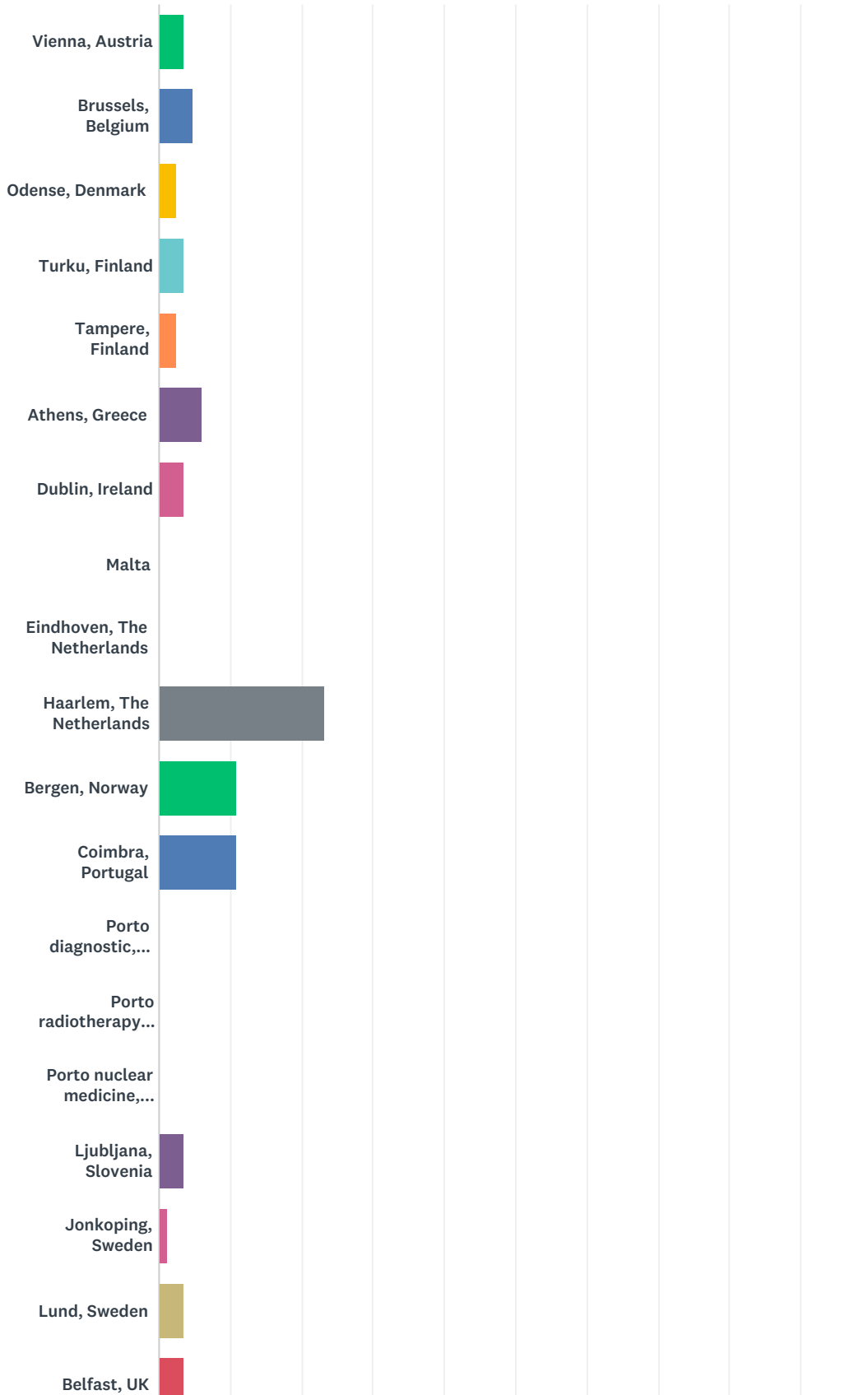
ERG Overall Evaluation 2019



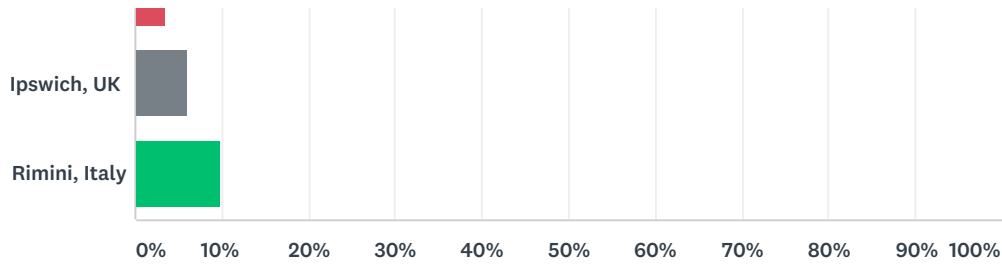
ANSWER CHOICES	RESPONSES	
Vienna, Austria	4.88%	4
Brussels, Belgium	4.88%	4
Odense, Denmark	0.00%	0
Turku, Finland	4.88%	4
Tampere, Finland	4.88%	4
Athens, Greece	2.44%	2
Dublin, Ireland	23.17%	19
Malta	0.00%	0
Eindhoven, The Netherlands	0.00%	0
Haarlem, The Netherlands	4.88%	4
Bergen, Norway	10.98%	9
Coimbra, Portugal	3.66%	3
Porto diagnostic, Portugal	2.44%	2
Porto radiotherapy, Portugal	1.22%	1
Porto nuclear medicine, Portugal	2.44%	2
Ljubljana, Slovenia	9.76%	8
Jonkoping, Sweden	0.00%	0
Lund, Sweden	0.00%	0
Belfast, UK	7.32%	6
Ipswich, UK	7.32%	6
Rimini, Italy	4.88%	4
TOTAL		82

Q2 My Erasmus Destination:

Answered: 82 Skipped: 0



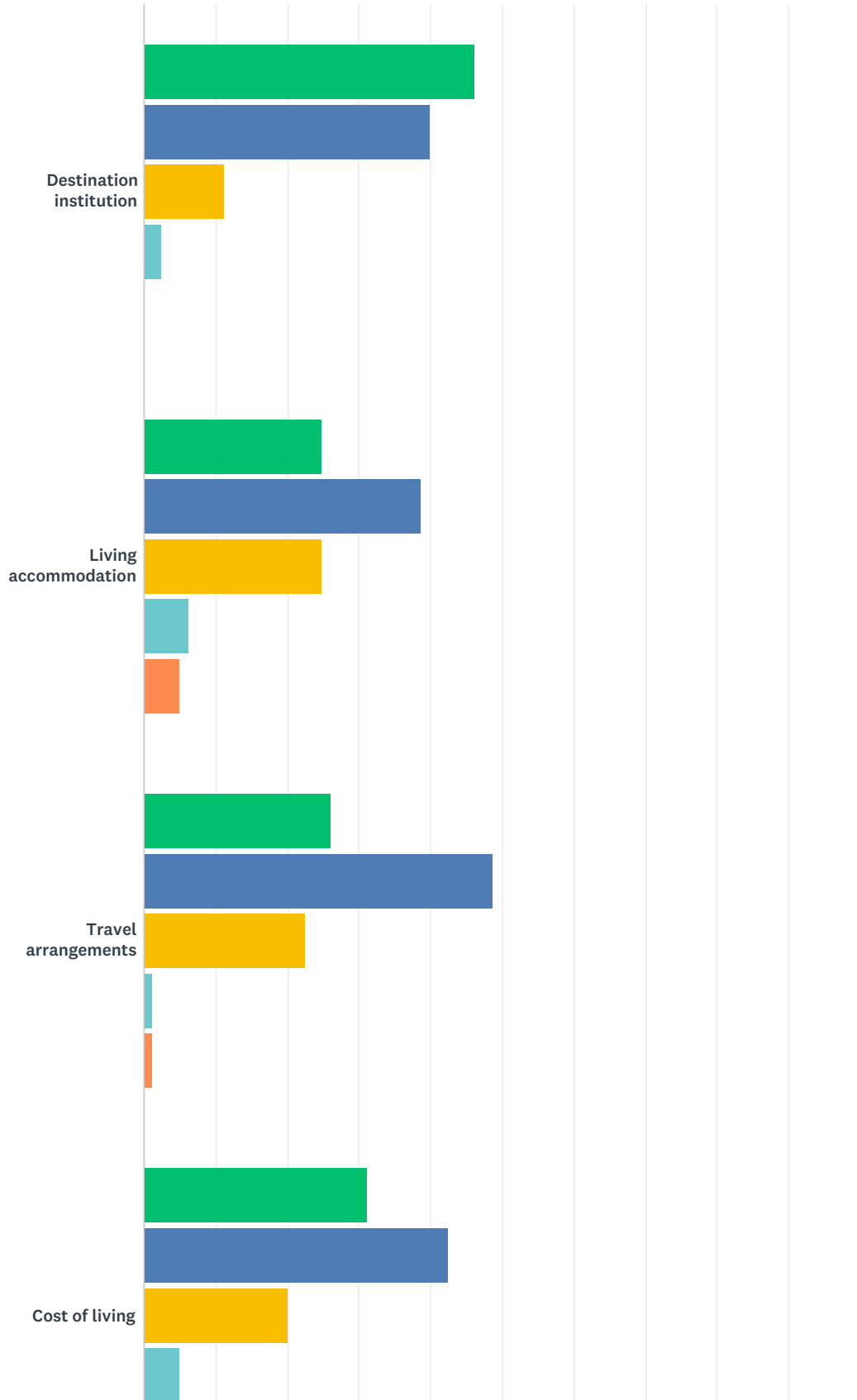
ERG Overall Evaluation 2019



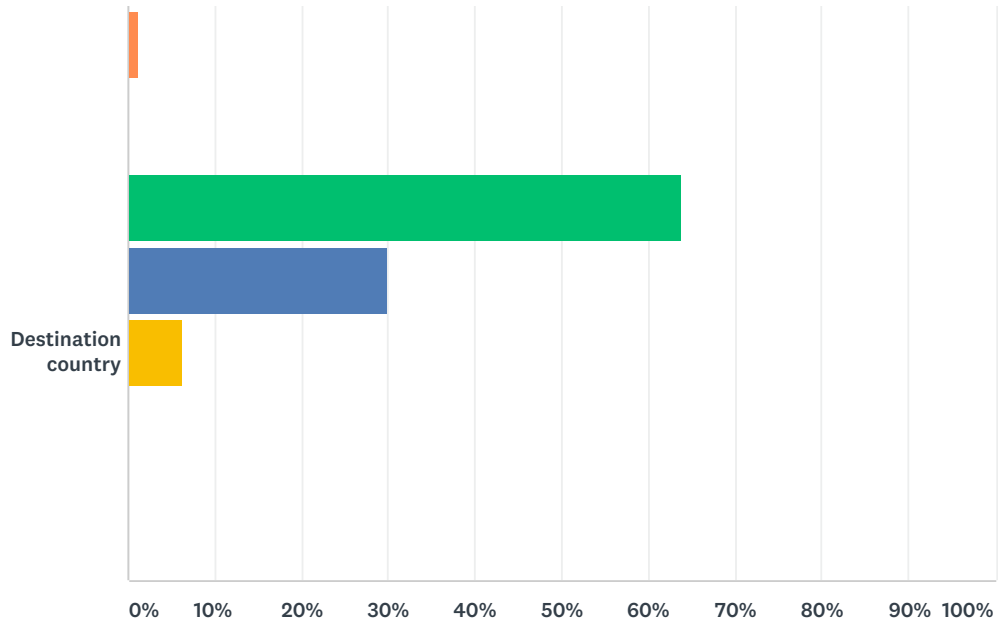
ANSWER CHOICES	RESPONSES	
Vienna, Austria	3.66%	3
Brussels, Belgium	4.88%	4
Odense, Denmark	2.44%	2
Turku, Finland	3.66%	3
Tampere, Finland	2.44%	2
Athens, Greece	6.10%	5
Dublin, Ireland	3.66%	3
Malta	0.00%	0
Eindhoven, The Netherlands	0.00%	0
Haarlem, The Netherlands	23.17%	19
Bergen, Norway	10.98%	9
Coimbra, Portugal	10.98%	9
Porto diagnostic, Portugal	0.00%	0
Porto radiotherapy, Portugal	0.00%	0
Porto nuclear medicine, Portugal	0.00%	0
Ljubljana, Slovenia	3.66%	3
Jonkoping, Sweden	1.22%	1
Lund, Sweden	3.66%	3
Belfast, UK	3.66%	3
Ipswich, UK	6.10%	5
Rimini, Italy	9.76%	8
TOTAL		82

Q3 Information received in advance on:

Answered: 80 Skipped: 2



ERG Overall Evaluation 2019



■ Excellent
 ■ Good
 ■ Satisfactory
 ■ Below average
 ■ Poor

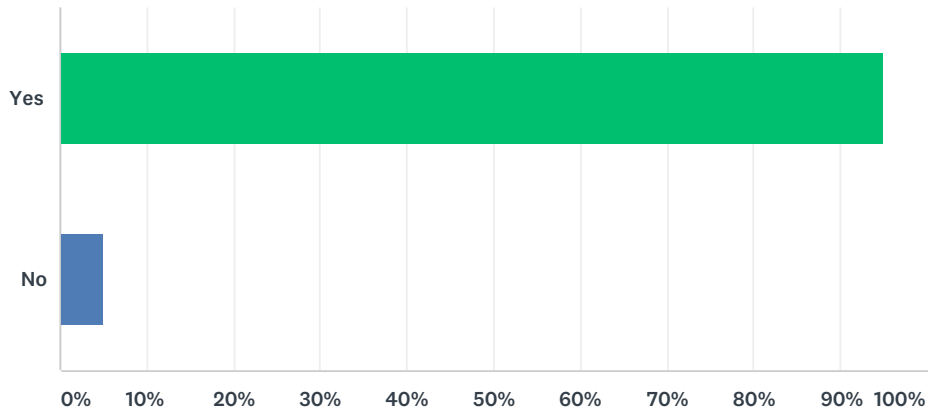
	EXCELLENT	GOOD	SATISFACTORY	BELOW AVERAGE	POOR	TOTAL	WEIGHTED AVERAGE
Destination institution	46.25% 37	40.00% 32	11.25% 9	2.50% 2	0.00% 0	80	4.30
Living accommodation	25.00% 20	38.75% 31	25.00% 20	6.25% 5	5.00% 4	80	3.73
Travel arrangements	26.25% 21	48.75% 39	22.50% 18	1.25% 1	1.25% 1	80	3.98
Cost of living	31.25% 25	42.50% 34	20.00% 16	5.00% 4	1.25% 1	80	3.98
Destination country	63.75% 51	30.00% 24	6.25% 5	0.00% 0	0.00% 0	80	4.58

Q4 Comments:

Answered: 9 Skipped: 73

Q5 Was it easy to travel from your country to your destination country?

Answered: 79 Skipped: 3



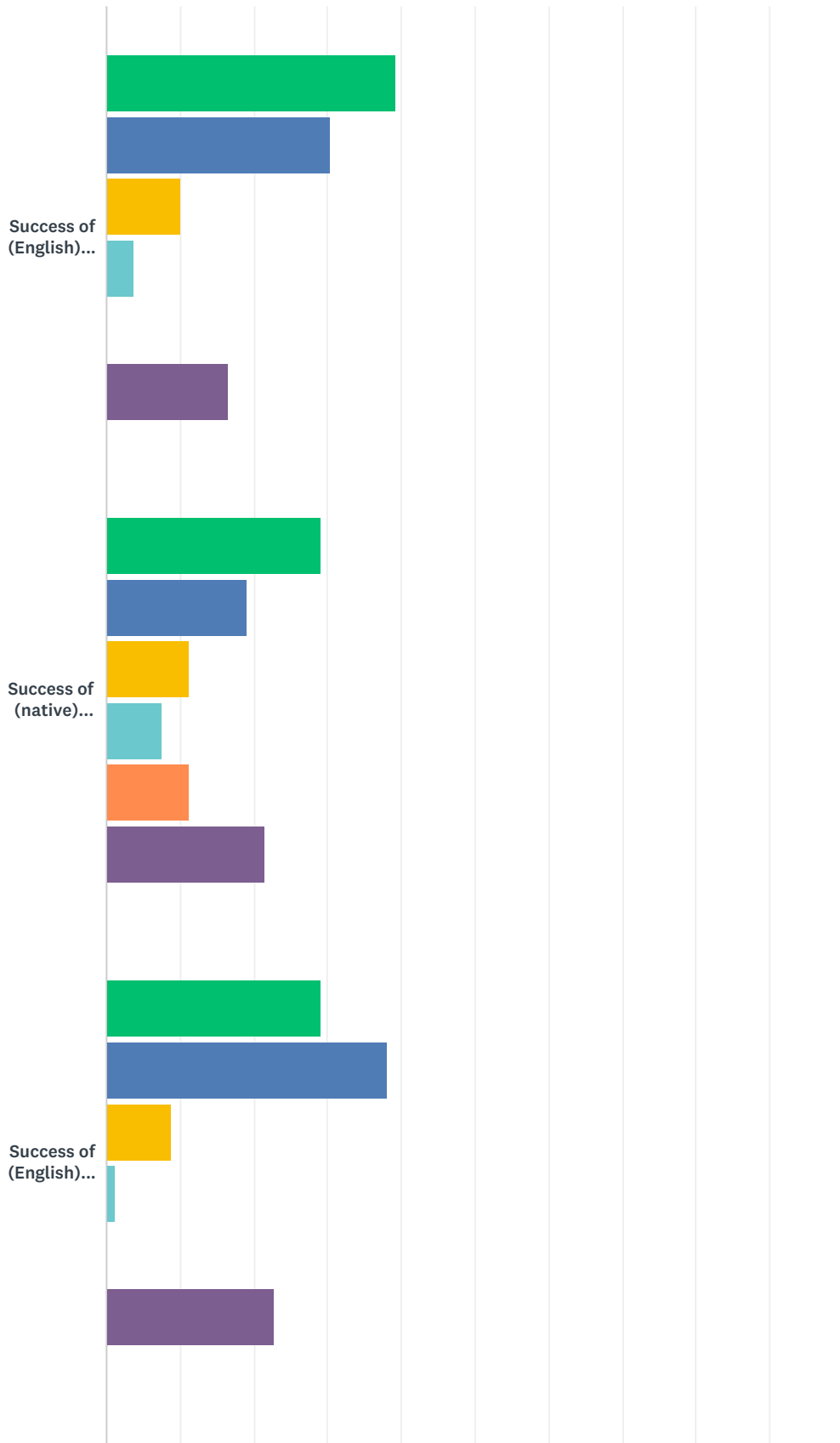
ANSWER CHOICES	RESPONSES	
Yes	94.94%	75
No	5.06%	4
TOTAL		79

Q6 Comments:

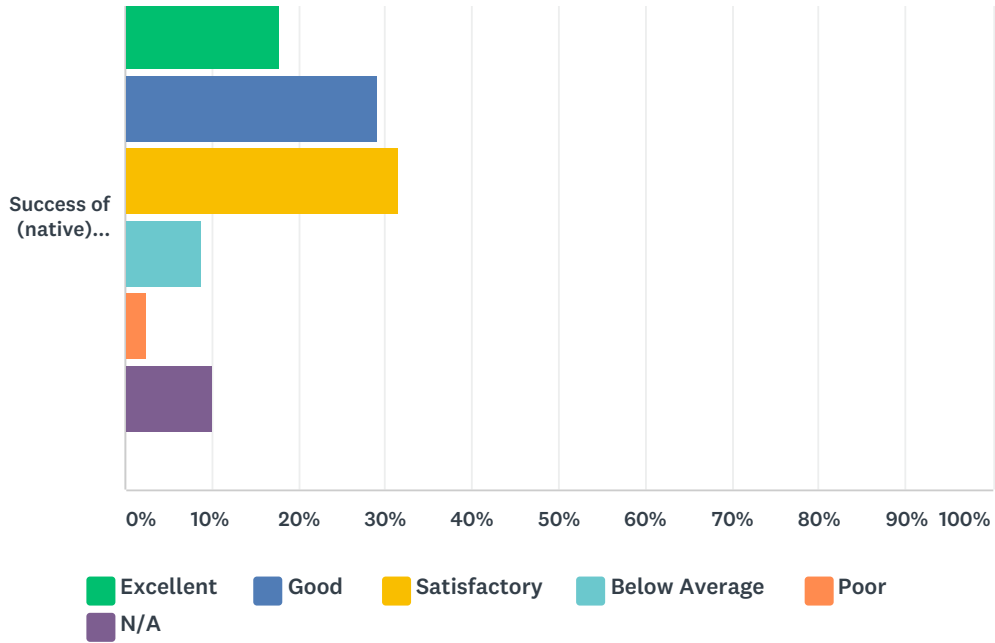
Answered: 10 Skipped: 72

Q7 Please rate the following on the language preparation:

Answered: 79 Skipped: 3



ERG Overall Evaluation 2019



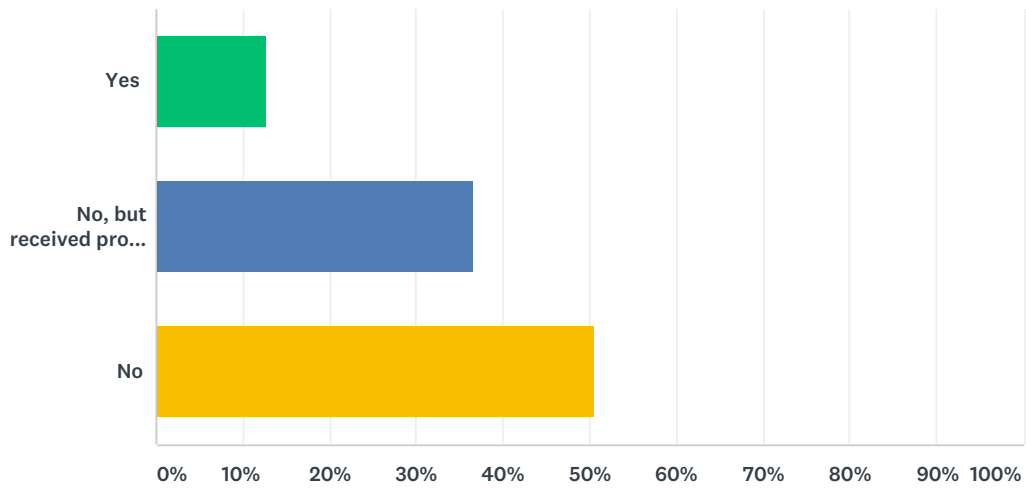
	EXCELLENT	GOOD	SATISFACTORY	BELOW AVERAGE	POOR	N/A	TOTAL	WEIGHTED AVERAGE
Success of (English) language study in your own home country before travelling:	39.24% 31	30.38% 24	10.13% 8	3.80% 3	0.00% 0	16.46% 13	79	4.26
Success of (native) language study in your own home country before travelling:	29.11% 23	18.99% 15	11.39% 9	7.59% 6	11.39% 9	21.52% 17	79	3.60
Success of (English) language study in the destination country:	29.11% 23	37.97% 30	8.86% 7	1.27% 1	0.00% 0	22.78% 18	79	4.23
Success of (native) language study in the destination country:	17.72% 14	29.11% 23	31.65% 25	8.86% 7	2.53% 2	10.13% 8	79	3.56

Q8 Comments:

Answered: 4 Skipped: 78

Q9 Was your accommodation arranged for you by the destination University?

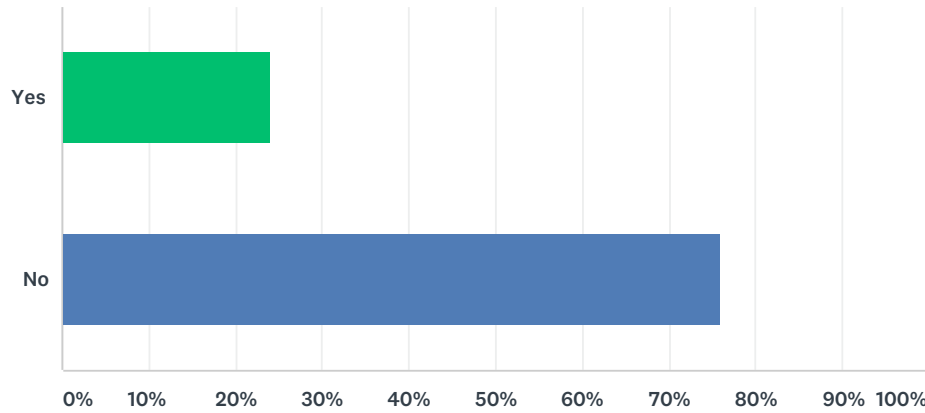
Answered: 79 Skipped: 3



ANSWER CHOICES	RESPONSES	
Yes	12.66%	10
No, but received proper information	36.71%	29
No	50.63%	40
TOTAL		79

Q10 Did you have any difficulty in finding the location of your accommodation?

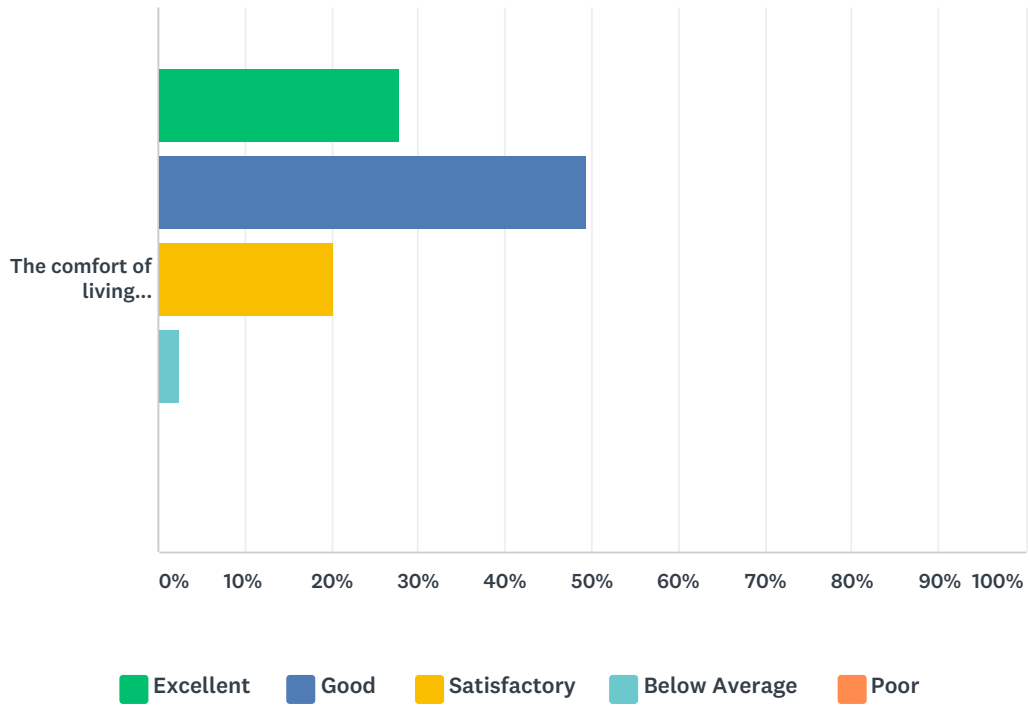
Answered: 79 Skipped: 3



ANSWER CHOICES	RESPONSES	
Yes	24.05%	19
No	75.95%	60
TOTAL		79

Q11 Accommodation in destination country:

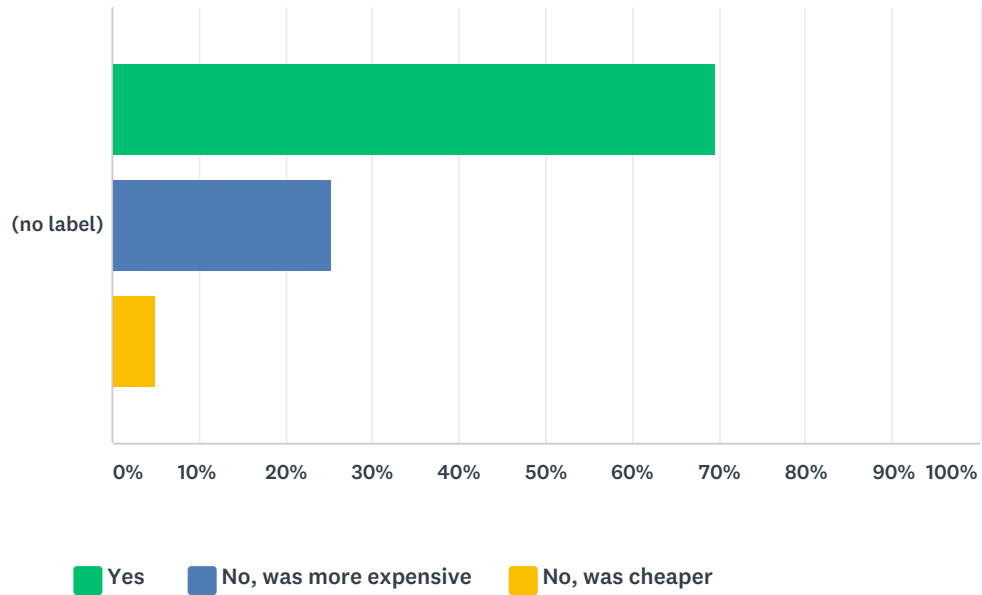
Answered: 79 Skipped: 3



	EXCELLENT	GOOD	SATISFACTORY	BELOW AVERAGE	POOR	TOTAL	WEIGHTED AVERAGE
The comfort of living accommodation was:	27.85% 22	49.37% 39	20.25% 16	2.53% 2	0.00% 0	79	4.03

Q12 The cost of living accommodation met my expectations:

Answered: 79 Skipped: 3



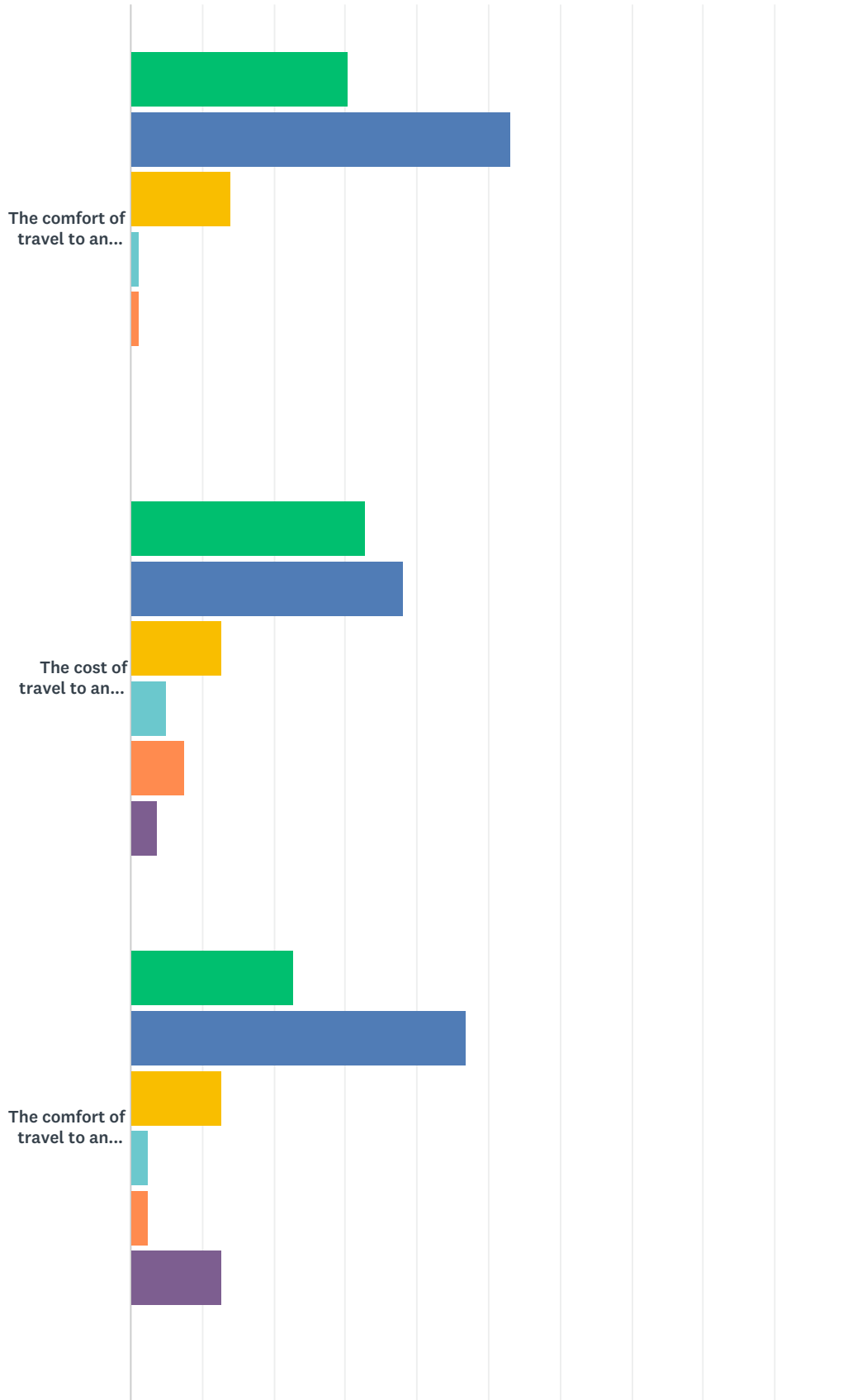
	YES	NO, WAS MORE EXPENSIVE	NO, WAS CHEAPER	TOTAL	WEIGHTED AVERAGE
(no label)	69.62% 55	25.32% 20	5.06% 4	79	1.35

Q13 Comments:

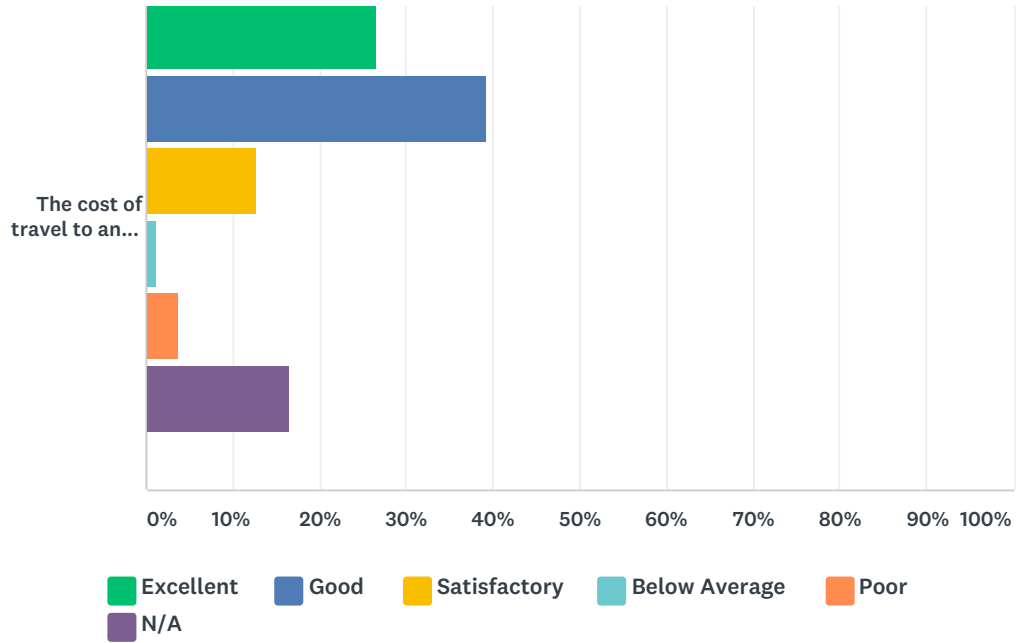
Answered: 7 Skipped: 75

Q14 Travel to School and hospital

Answered: 79 Skipped: 3



ERG Overall Evaluation 2019



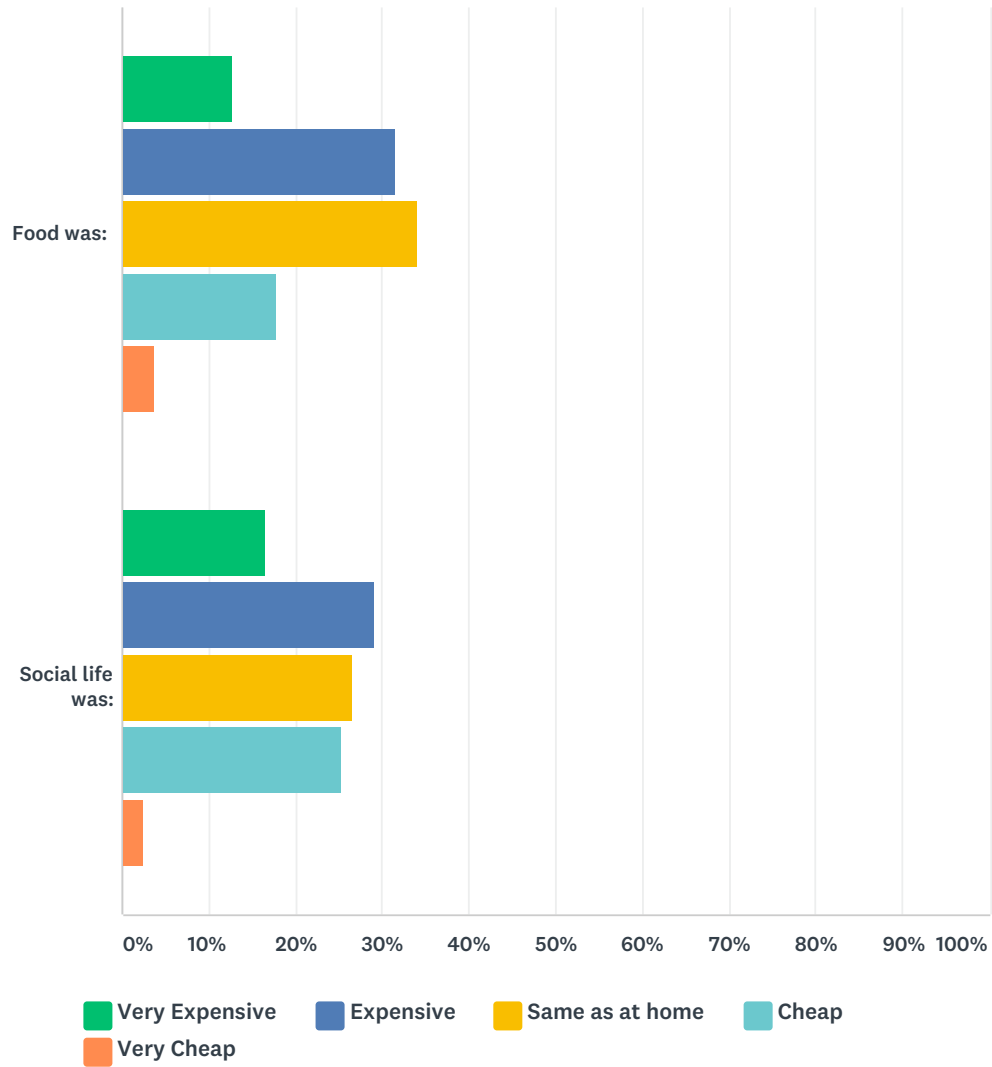
	EXCELLENT	GOOD	SATISFACTORY	BELOW AVERAGE	POOR	N/A	TOTAL	WEIGHTED AVERAGE
The comfort of travel to and from the School was:	30.38% 24	53.16% 42	13.92% 11	1.27% 1	1.27% 1	0.00% 0	79	4.10
The cost of travel to and from the School was:	32.91% 26	37.97% 30	12.66% 10	5.06% 4	7.59% 6	3.80% 3	79	3.87
The comfort of travel to and from the hospital was:	22.78% 18	46.84% 37	12.66% 10	2.53% 2	2.53% 2	12.66% 10	79	3.97
The cost of travel to and from the hospital was:	26.58% 21	39.24% 31	12.66% 10	1.27% 1	3.80% 3	16.46% 13	79	4.00

Q15 Comments:

Answered: 9 Skipped: 73

Q16 Cost of living

Answered: 79 Skipped: 3



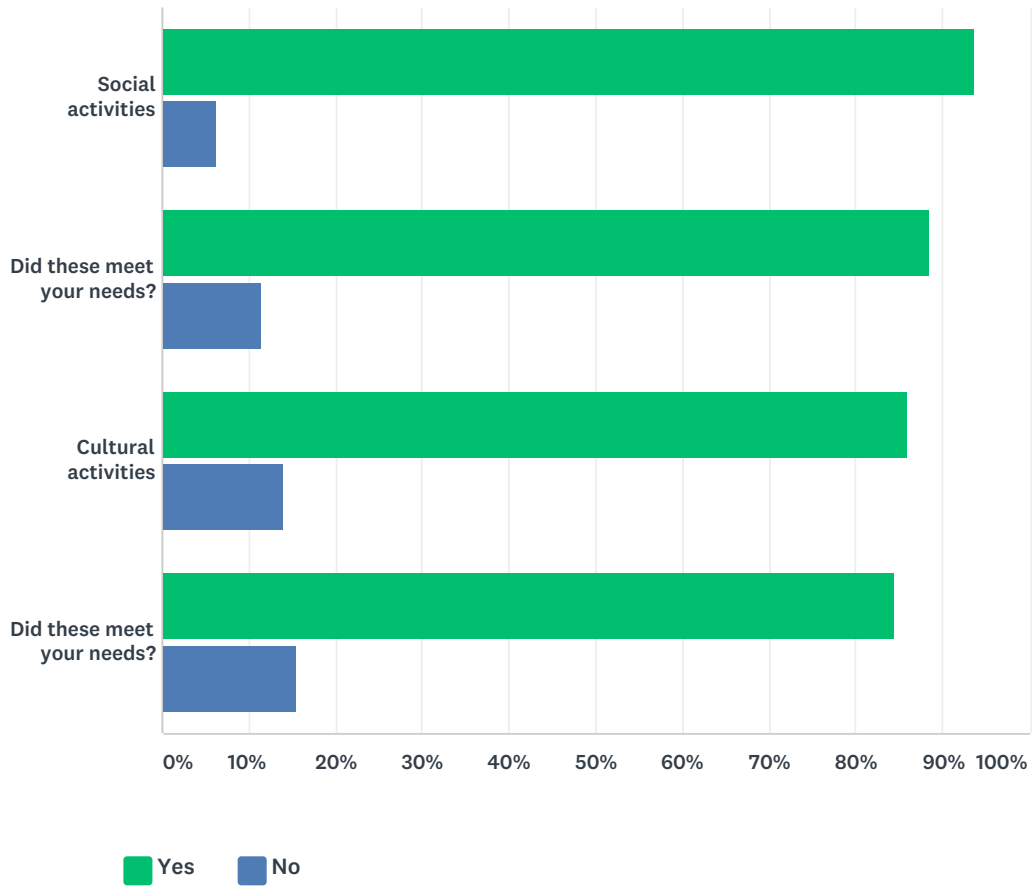
	VERY EXPENSIVE	EXPENSIVE	SAME AS AT HOME	CHEAP	VERY CHEAP	TOTAL	WEIGHTED AVERAGE
Food was:	12.66% 10	31.65% 25	34.18% 27	17.72% 14	3.80% 3	79	2.68
Social life was:	16.46% 13	29.11% 23	26.58% 21	25.32% 20	2.53% 2	79	2.68

Q17 Comments:

Answered: 2 Skipped: 80

Q18 Were there activities organised in which you could take part?

Answered: 79 Skipped: 3



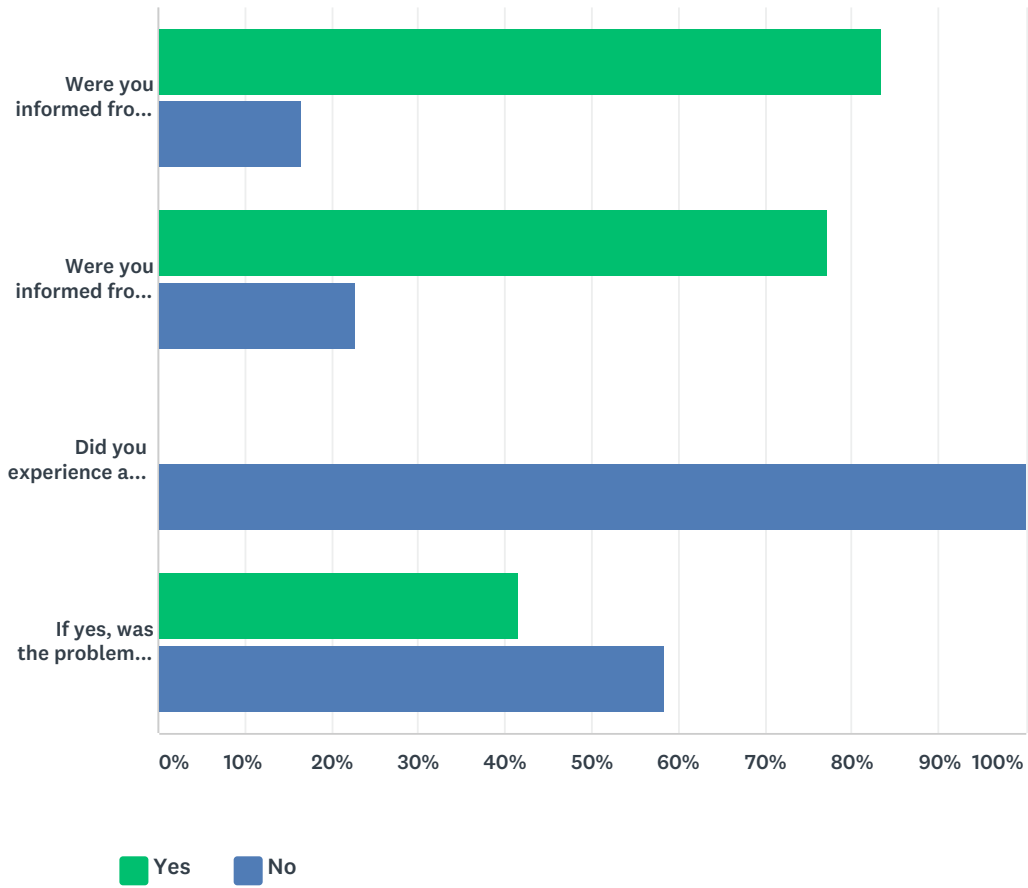
	YES	NO	TOTAL
Social activities	93.67% 74	6.33% 5	79
Did these meet your needs?	88.46% 69	11.54% 9	78
Cultural activities	85.90% 67	14.10% 11	78
Did these meet your needs?	84.42% 65	15.58% 12	77

Q19 Comments:

Answered: 8 Skipped: 74

Q20 In relation to emergencies or ill-health

Answered: 79 Skipped: 3



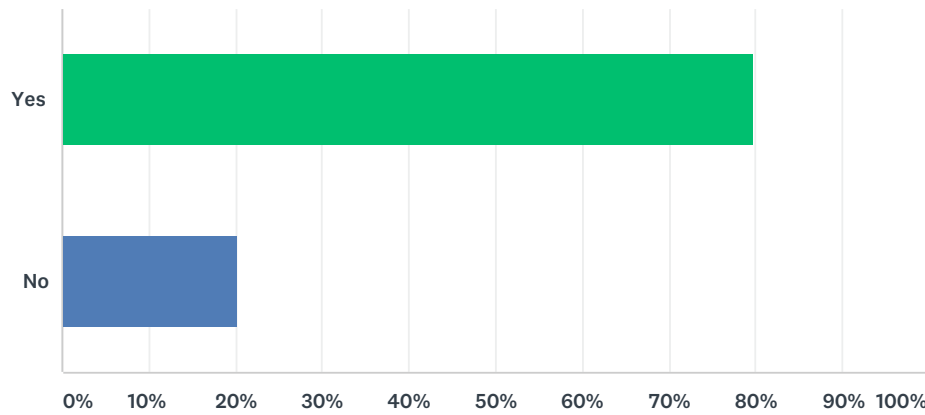
	YES	NO	TOTAL
Were you informed from the start where you could find help in case of any problems?	83.54% 66	16.46% 13	79
Were you informed from the start about arrangements in case of illness?	77.22% 61	22.78% 18	79
Did you experience any serious problems during the exchange?	0.00% 0	100.00% 79	79
If yes, was the problem adequately solved?	41.67% 5	58.33% 7	12

Q21 Comments:

Answered: 1 Skipped: 81

Q22 Did you have the opportunity to spend time in a local hospital on clinical placement?

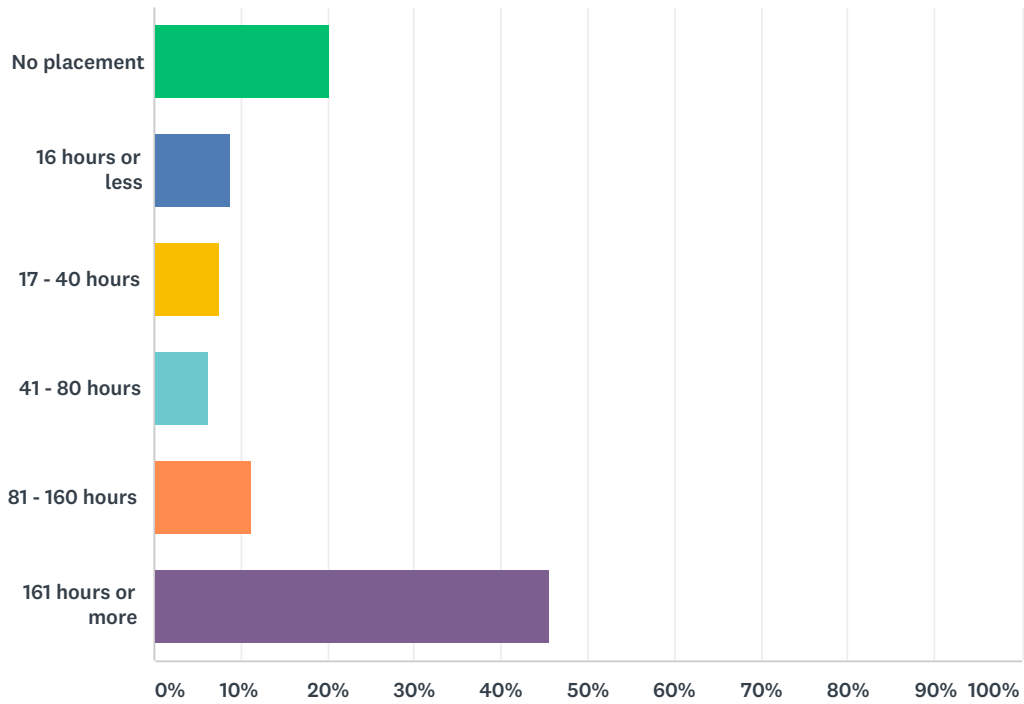
Answered: 79 Skipped: 3



ANSWER CHOICES	RESPONSES	
Yes	79.75%	63
No	20.25%	16
TOTAL		79

Q23 How many hours did you spend on placement?

Answered: 79 Skipped: 3



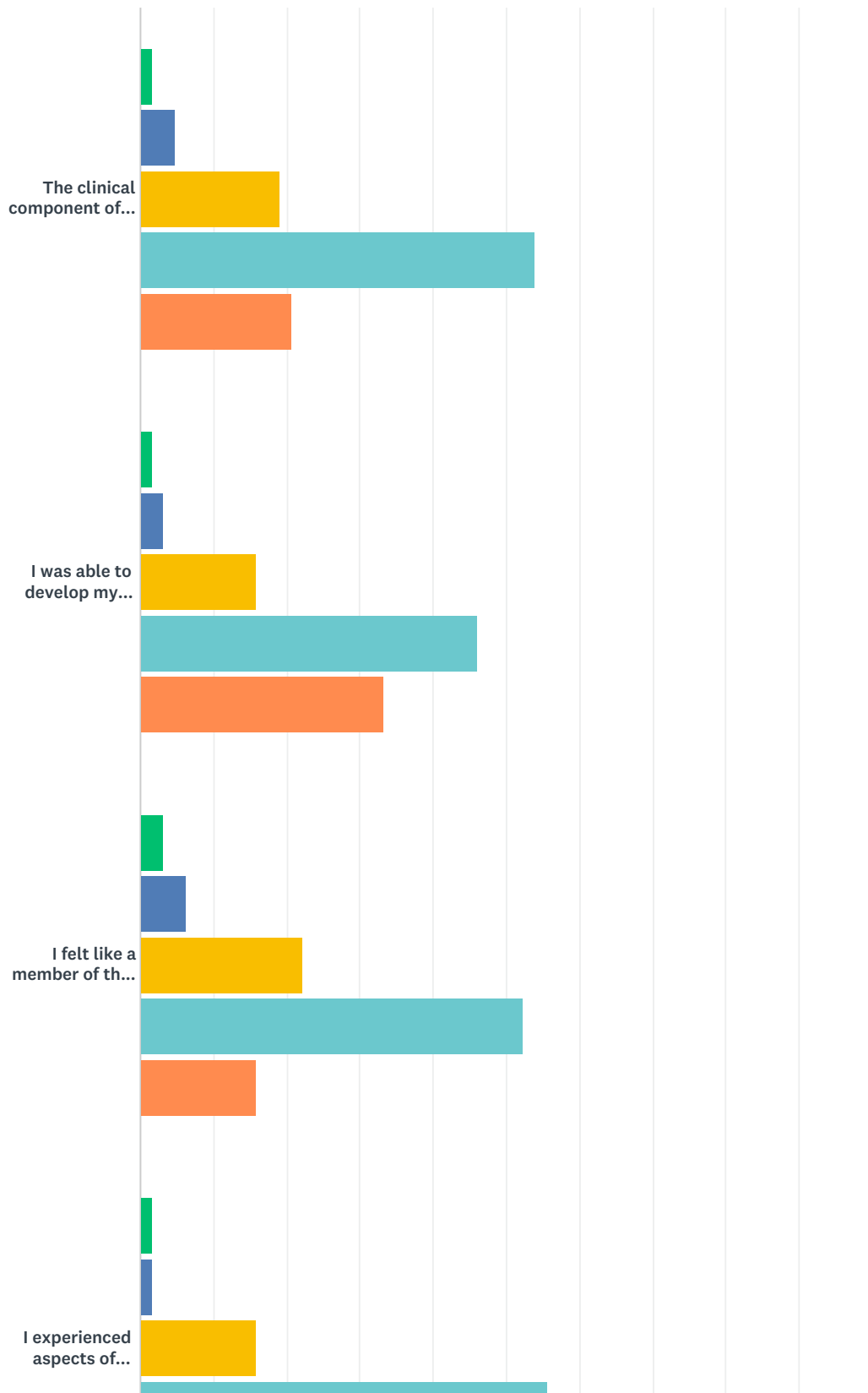
ANSWER CHOICES	RESPONSES	
No placement	20.25%	16
16 hours or less	8.86%	7
17 - 40 hours	7.59%	6
41 - 80 hours	6.33%	5
81 - 160 hours	11.39%	9
161 hours or more	45.57%	36
TOTAL		79

Q24 Comments:

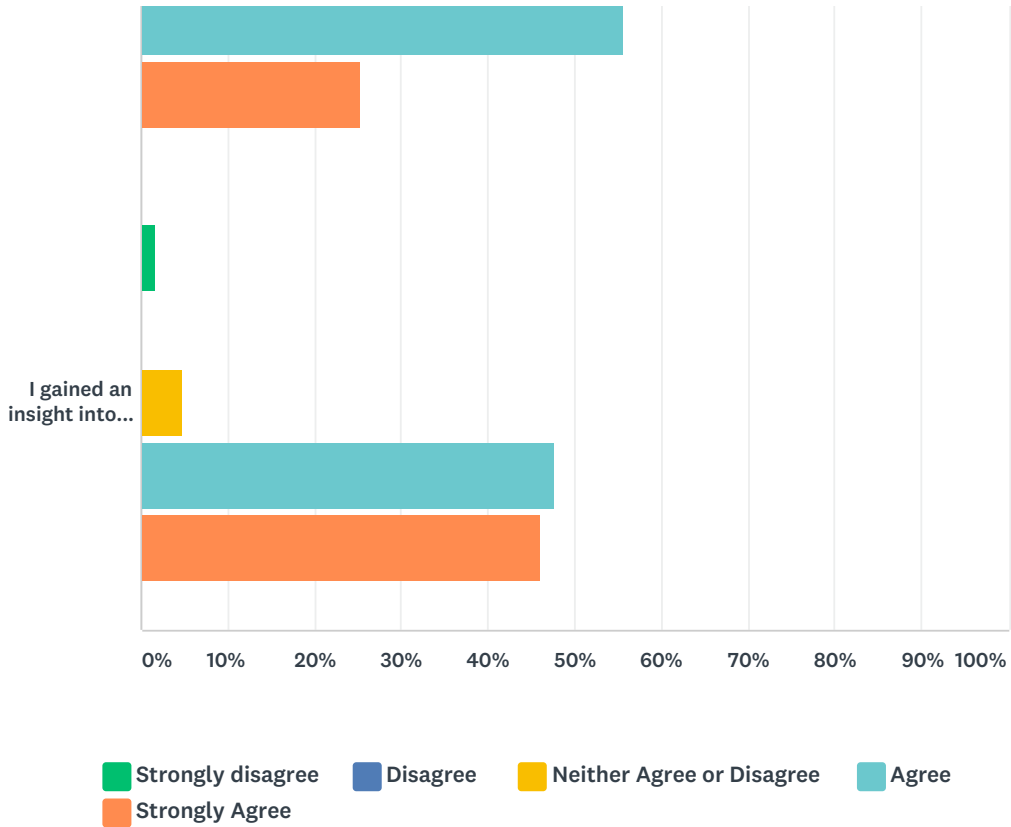
Answered: 10 Skipped: 72

Q25 In relation to your clinical practice / placement during the programme please rate the following.

Answered: 63 Skipped: 19



ERG Overall Evaluation 2019



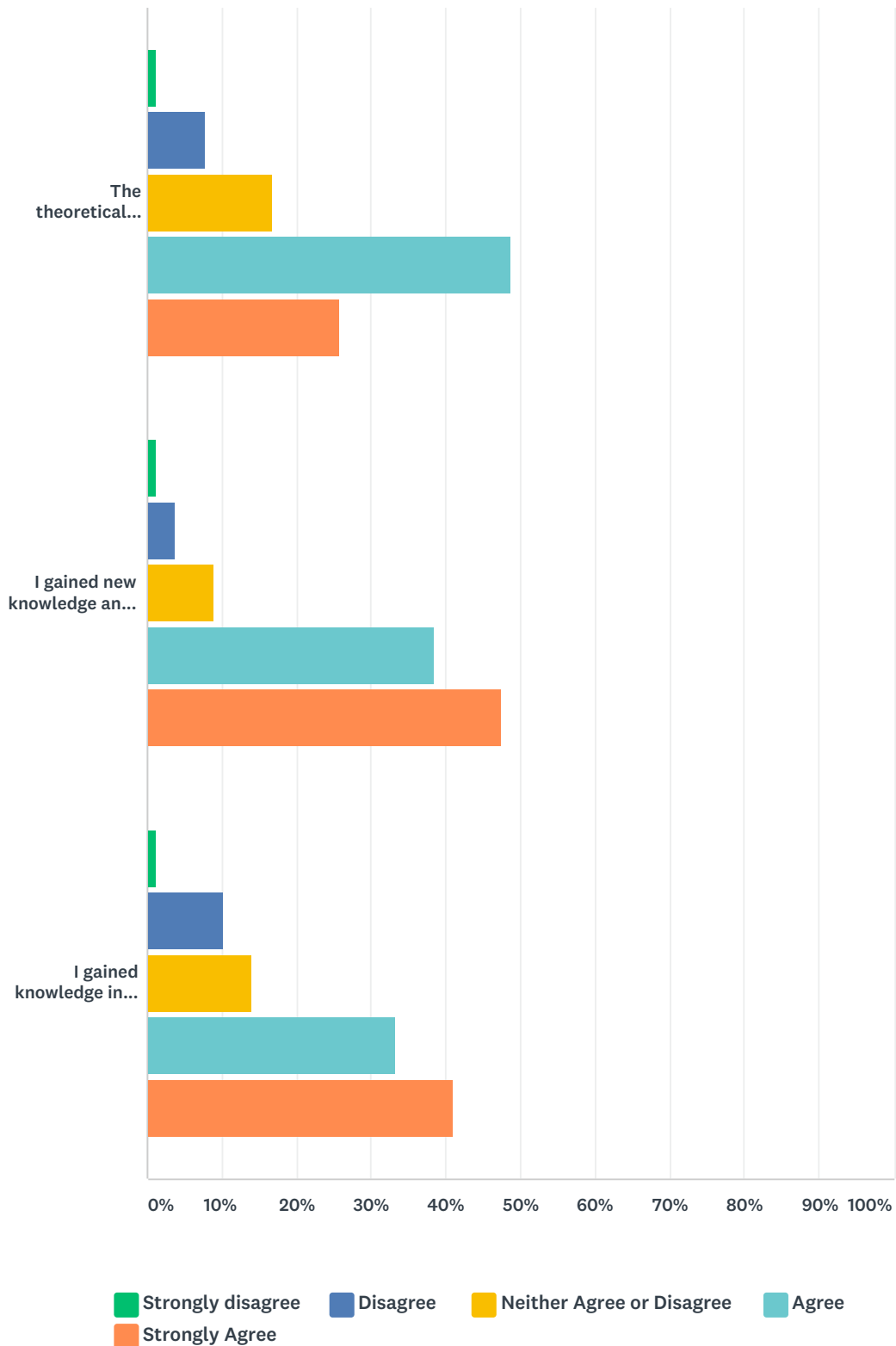
	STRONGLY DISAGREE	DISAGREE	NEITHER AGREE OR DISAGREE	AGREE	STRONGLY AGREE	TOTAL	WEIGHTED AVERAGE
The clinical component of the exchange met my expectations.	1.59% 1	4.76% 3	19.05% 12	53.97% 34	20.63% 13	63	3.87
I was able to develop my clinical skills.	1.59% 1	3.17% 2	15.87% 10	46.03% 29	33.33% 21	63	4.06
I felt like a member of the team while in clinical.	3.17% 2	6.35% 4	22.22% 14	52.38% 33	15.87% 10	63	3.71
I experienced aspects of clinical that I had not encountered in my own country.	1.59% 1	1.59% 1	15.87% 10	55.56% 35	25.40% 16	63	4.02
I gained an insight into the differences in radiography between my country and the host country.	1.59% 1	0.00% 0	4.76% 3	47.62% 30	46.03% 29	63	4.37

Q26 Comments:

Answered: 7 Skipped: 75

Q27 In relation to your theoretical lectures and other teaching sessions during the programme please rate the following.

Answered: 78 Skipped: 4



ERG Overall Evaluation 2019

	STRONGLY DISAGREE	DISAGREE	NEITHER AGREE OR DISAGREE	AGREE	STRONGLY AGREE	TOTAL	WEIGHTED AVERAGE
The theoretical component of the exchange met my expectations.	1.28% 1	7.69% 6	16.67% 13	48.72% 38	25.64% 20	78	3.90
I gained new knowledge and skills from the study units / modules.	1.28% 1	3.85% 3	8.97% 7	38.46% 30	47.44% 37	78	4.27
I gained knowledge in an area of radiography that I would not have gained in my own country.	1.28% 1	10.26% 8	14.10% 11	33.33% 26	41.03% 32	78	4.03

Q28 Comments:

Answered: 5 Skipped: 77

Q29 What was your overall impression of the Erasmus programme based on your personal experience? Your written comments are very important and will help guide future students in making their choice.

Answered: 77 Skipped: 5