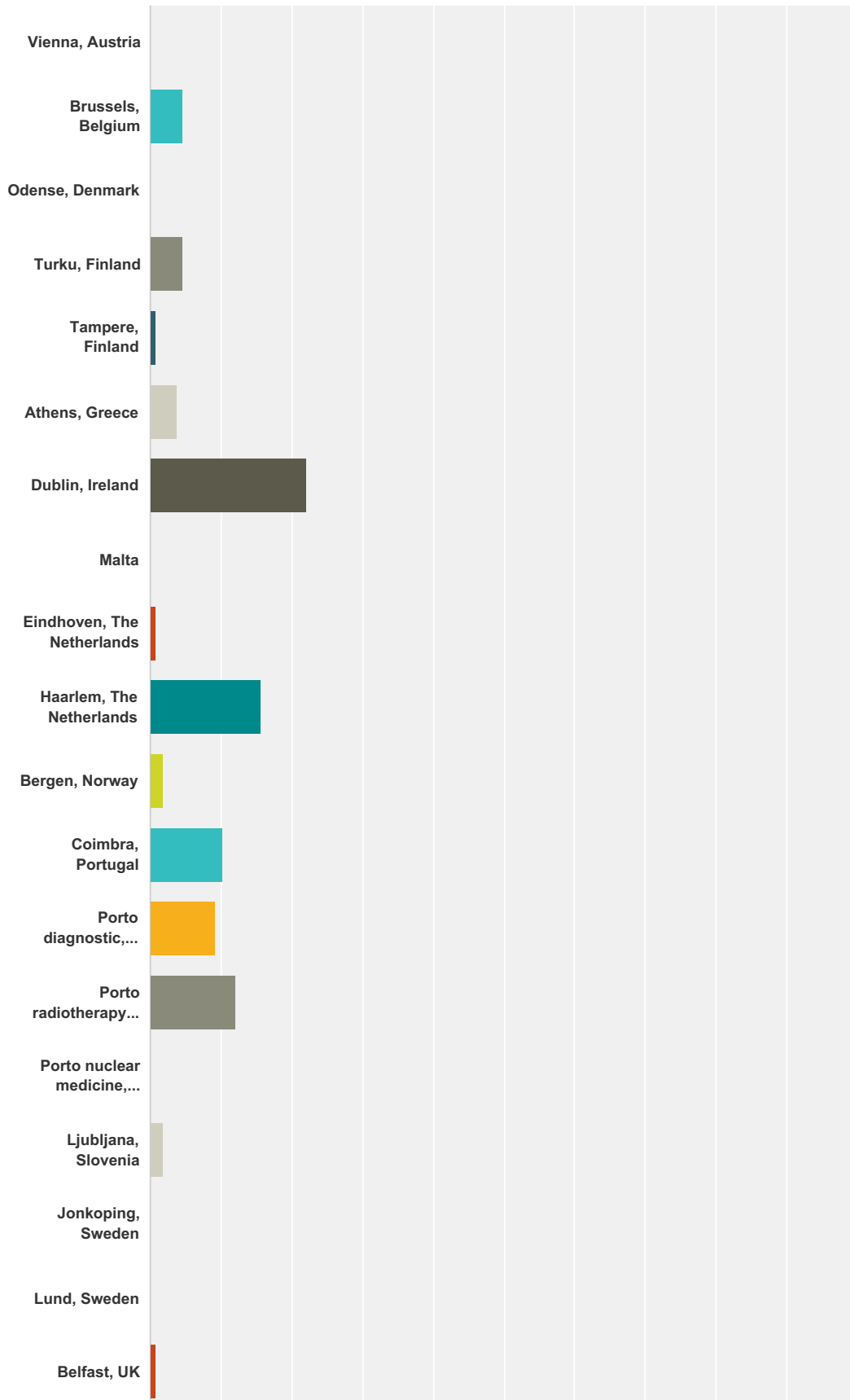
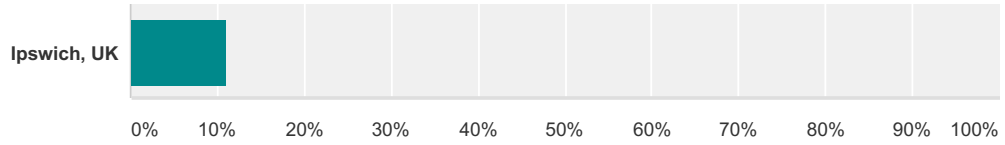


Q1 My home university:

Answered: 108 Skipped: 0



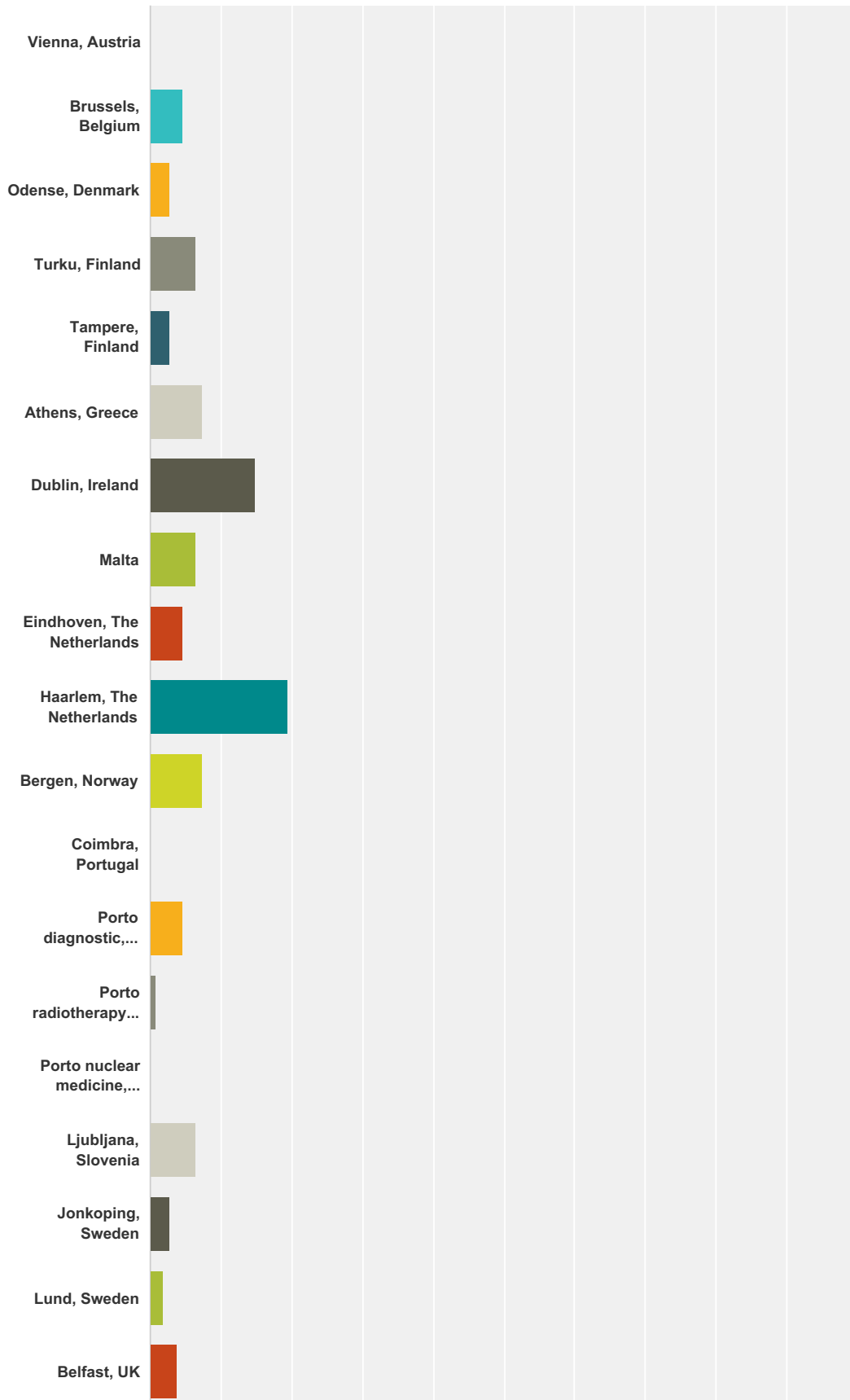
ERG Overall Evaluation 2016



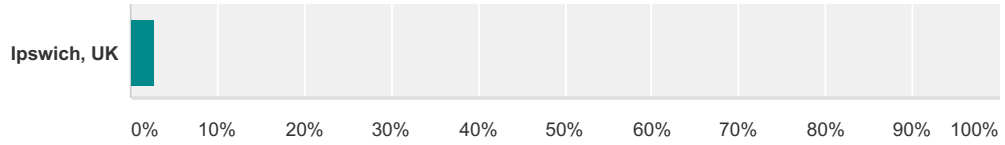
Answer Choices	Responses
Vienna, Austria	0.00% 0
Brussels, Belgium	4.63% 5
Odense, Denmark	0.00% 0
Turku, Finland	4.63% 5
Tampere, Finland	0.93% 1
Athens, Greece	3.70% 4
Dublin, Ireland	22.22% 24
Malta	0.00% 0
Eindhoven, The Netherlands	0.93% 1
Haarlem, The Netherlands	15.74% 17
Bergen, Norway	1.85% 2
Coimbra, Portugal	10.19% 11
Porto diagnostic, Portugal	9.26% 10
Porto radiotherapy, Portugal	12.04% 13
Porto nuclear medicine, Portugal	0.00% 0
Ljubljana, Slovenia	1.85% 2
Jonkoping, Sweden	0.00% 0
Lund, Sweden	0.00% 0
Belfast, UK	0.93% 1
Ipswich, UK	11.11% 12
Total	108

Q2 My Erasmus Destination:

Answered: 108 Skipped: 0



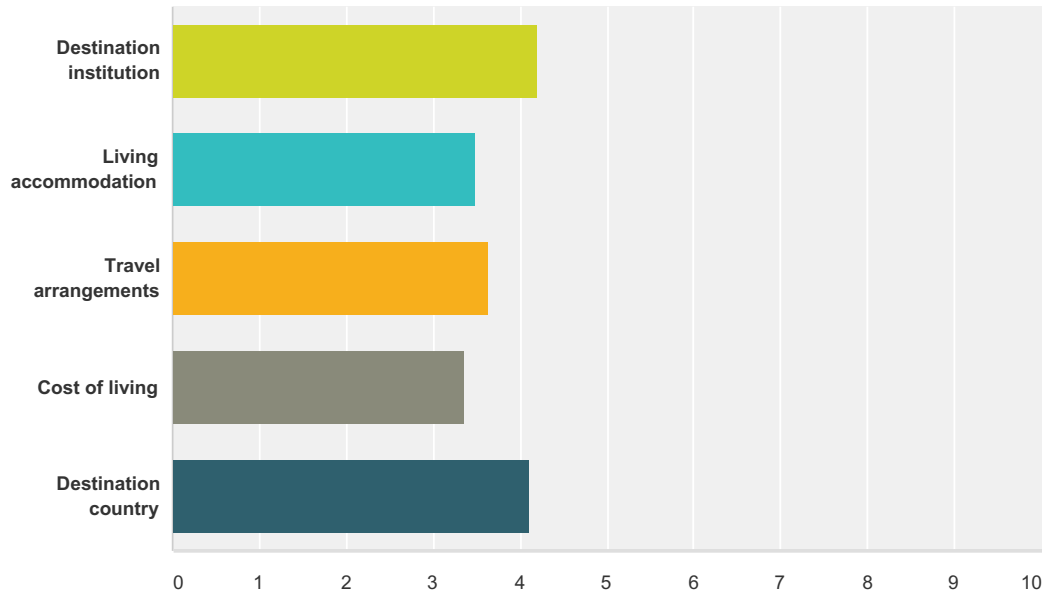
ERG Overall Evaluation 2016



Answer Choices	Responses	
Vienna, Austria	0.00%	0
Brussels, Belgium	4.63%	5
Odense, Denmark	2.78%	3
Turku, Finland	6.48%	7
Tampere, Finland	2.78%	3
Athens, Greece	7.41%	8
Dublin, Ireland	14.81%	16
Malta	6.48%	7
Eindhoven, The Netherlands	4.63%	5
Haarlem, The Netherlands	19.44%	21
Bergen, Norway	7.41%	8
Coimbra, Portugal	0.00%	0
Porto diagnostic, Portugal	4.63%	5
Porto radiotherapy, Portugal	0.93%	1
Porto nuclear medicine, Portugal	0.00%	0
Ljubljana, Slovenia	6.48%	7
Jonkoping, Sweden	2.78%	3
Lund, Sweden	1.85%	2
Belfast, UK	3.70%	4
Ipswich, UK	2.78%	3
Total		108

Q3 Information received in advance on:

Answered: 105 Skipped: 3



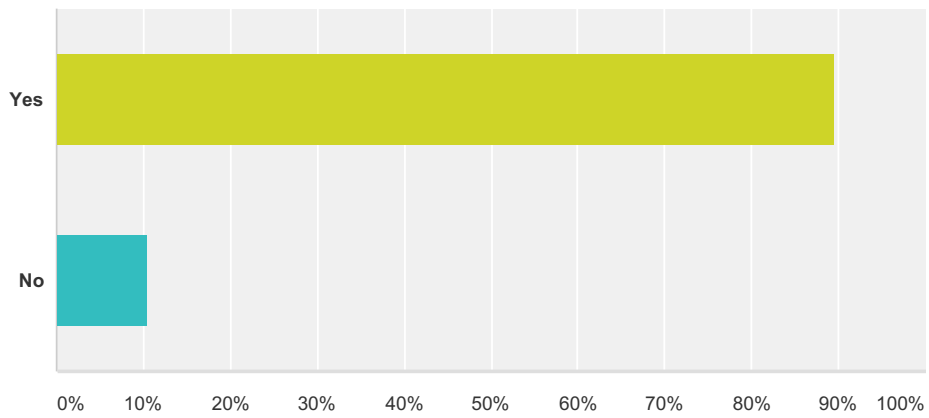
	Excellent	Good	Satisfactory	Below average	Poor	Total	Weighted Average
Destination institution	38.10% 40	48.57% 51	9.52% 10	2.86% 3	0.95% 1	105	4.20
Living accommodation	16.19% 17	34.29% 36	35.24% 37	10.48% 11	3.81% 4	105	3.49
Travel arrangements	19.05% 20	40.00% 42	30.48% 32	6.67% 7	3.81% 4	105	3.64
Cost of living	14.29% 15	31.43% 33	35.24% 37	14.29% 15	4.76% 5	105	3.36
Destination country	34.29% 36	45.71% 48	17.14% 18	2.86% 3	0.00% 0	105	4.11

Q4 Any comments:

Answered: 17 Skipped: 91

Q5 Was it easy to travel from your country to your destination country?

Answered: 105 Skipped: 3



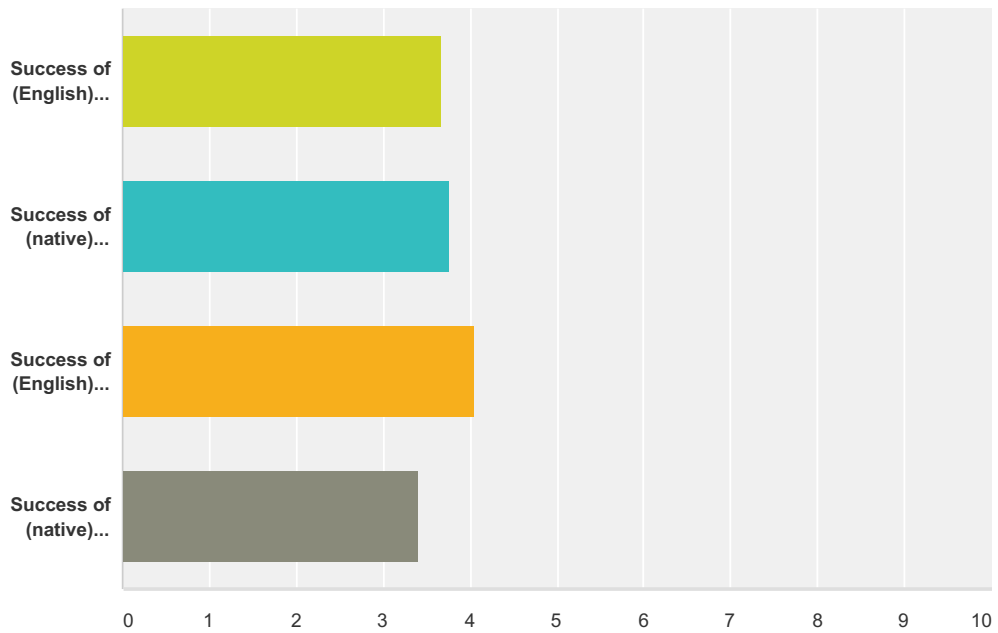
Answer Choices	Responses	
Yes	89.52%	94
No	10.48%	11
Total		105

Q6 Any comments:

Answered: 16 Skipped: 92

Q7 Please rate the following on the language preparation:

Answered: 102 Skipped: 6



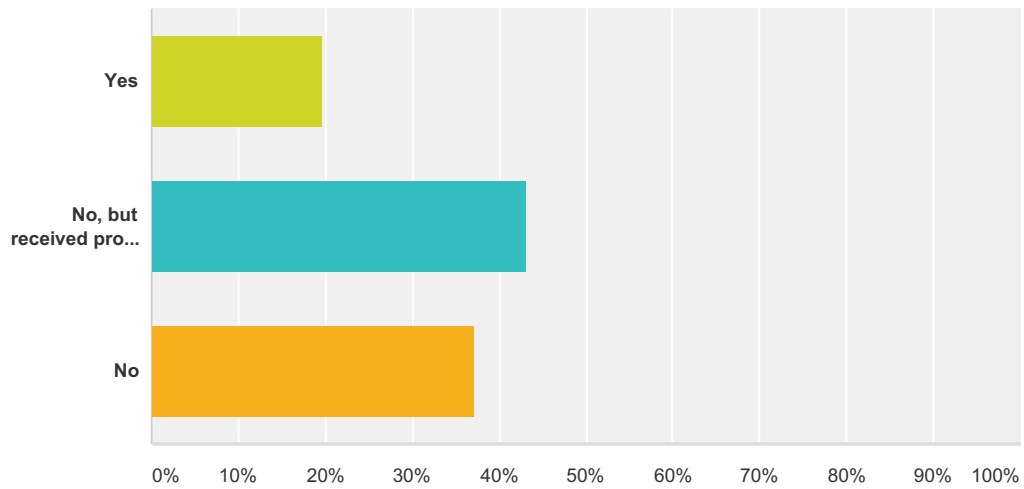
	Excellent	Good	Satisfactory	Below Average	Poor	N/A	Total	Weighted Average
Success of (English) language study in your own home country before travelling:	20.59% 21	26.47% 27	15.69% 16	8.82% 9	3.92% 4	24.51% 25	102	3.68
Success of (native) language study in your own home country before travelling:	26.47% 27	18.63% 19	7.84% 8	3.92% 4	8.82% 9	34.31% 35	102	3.76
Success of (English) language study in the destination country:	20.59% 21	43.14% 44	12.75% 13	0.00% 0	0.98% 1	22.55% 23	102	4.06
Success of (native) language study in the destination country:	19.61% 20	29.41% 30	22.55% 23	5.88% 6	12.75% 13	9.80% 10	102	3.41

Q8 Comments:

Answered: 20 Skipped: 88

Q9 Was your accommodation arranged for you by the destination University?

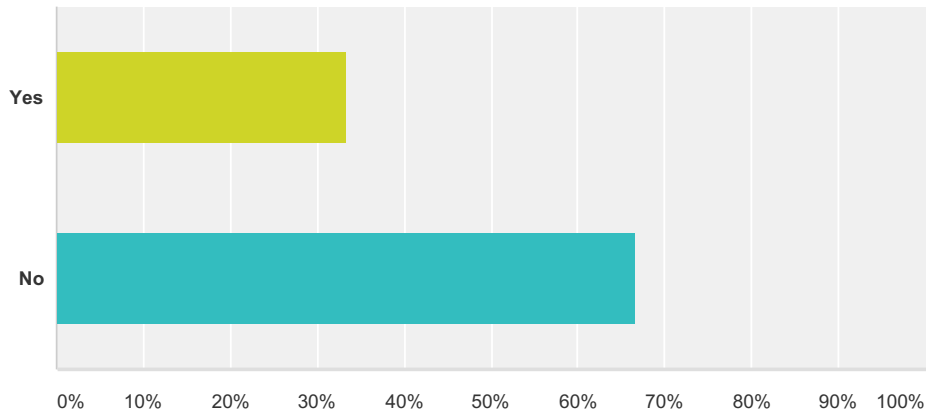
Answered: 102 Skipped: 6



Answer Choices	Responses
Yes	19.61% 20
No, but received proper information	43.14% 44
No	37.25% 38
Total	102

Q10 Did you have any difficulty in finding the location of your accommodation?

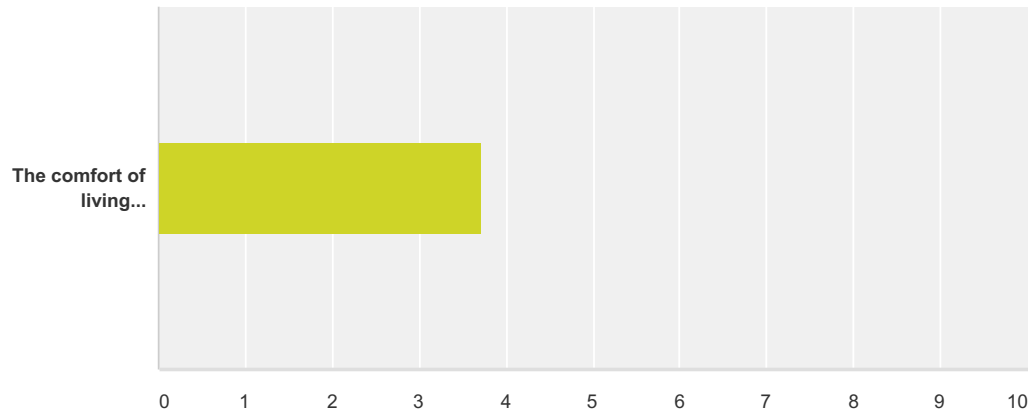
Answered: 102 Skipped: 6



Answer Choices	Responses	
Yes	33.33%	34
No	66.67%	68
Total		102

Q11 Accommodation in destination country:

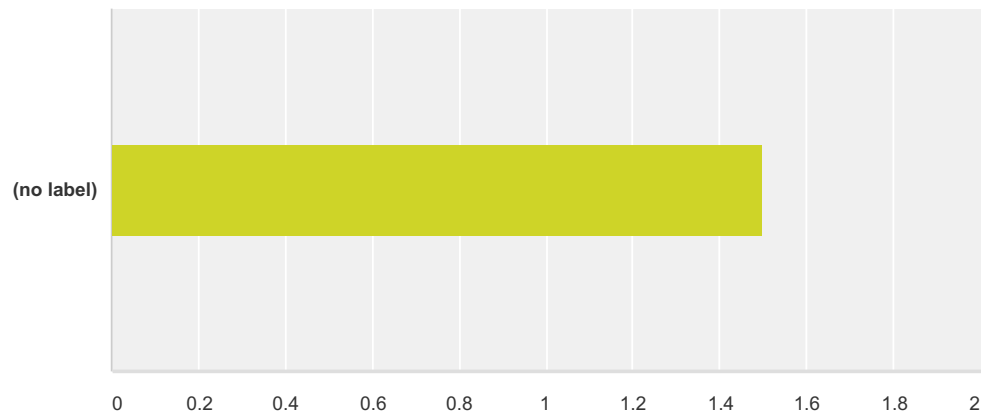
Answered: 102 Skipped: 6



	Excellent	Good	Satisfactory	Below Average	Poor	Total	Weighted Average
The comfort of living accommodation was:	17.65% 18	51.96% 53	17.65% 18	8.82% 9	3.92% 4	102	3.71

Q12 The cost of living accommodation met my expectations:

Answered: 102 Skipped: 6



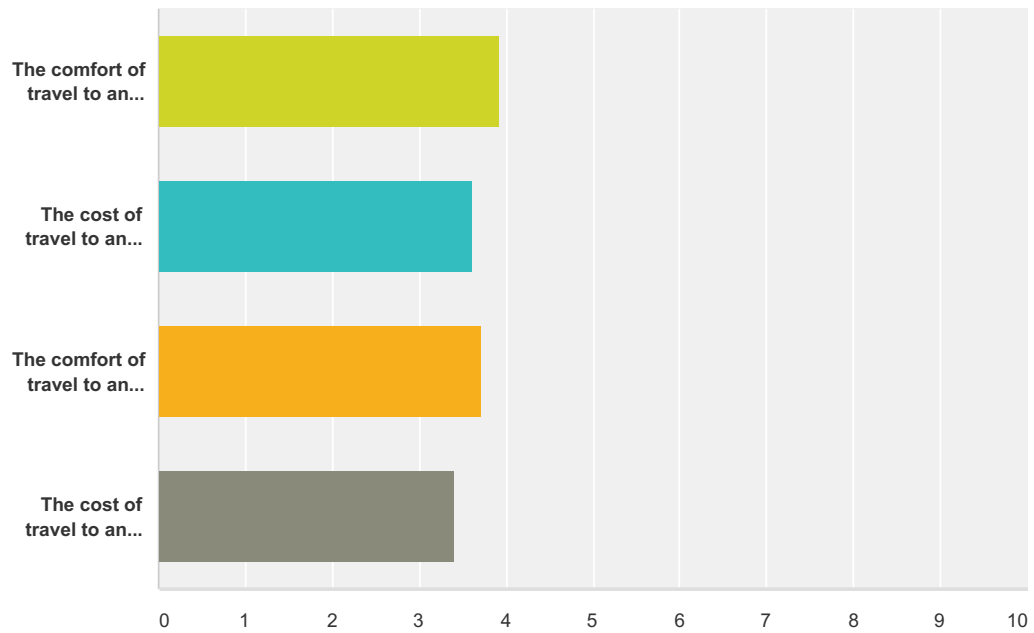
	Yes	No, was more expensive	No, was cheaper	Total	Weighted Average
(no label)	51.96% 53	46.08% 47	1.96% 2	102	1.50

Q13 Comments:

Answered: 19 Skipped: 89

Q14 Travel to School and hospital

Answered: 101 Skipped: 7



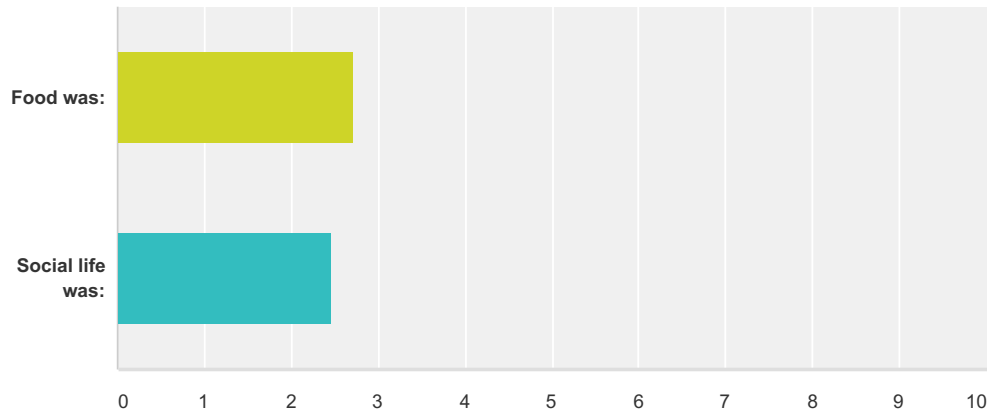
	Excellent	Good	Satisfactory	Below Average	Poor	N/A	Total	Weighted Average
The comfort of travel to and from the School was:	26.73% 27	44.55% 45	20.79% 21	1.98% 2	2.97% 3	2.97% 3	101	3.93
The cost of travel to and from the School was:	22.77% 23	31.68% 32	25.74% 26	7.92% 8	5.94% 6	5.94% 6	101	3.61
The comfort of travel to and from the hospital was:	21.78% 22	45.54% 46	13.86% 14	8.91% 9	5.94% 6	3.96% 4	101	3.71
The cost of travel to and from the hospital was:	19.80% 20	32.67% 33	17.82% 18	12.87% 13	10.89% 11	5.94% 6	101	3.40

Q15 Comments:

Answered: 26 Skipped: 82

Q16 Cost of living

Answered: 100 Skipped: 8



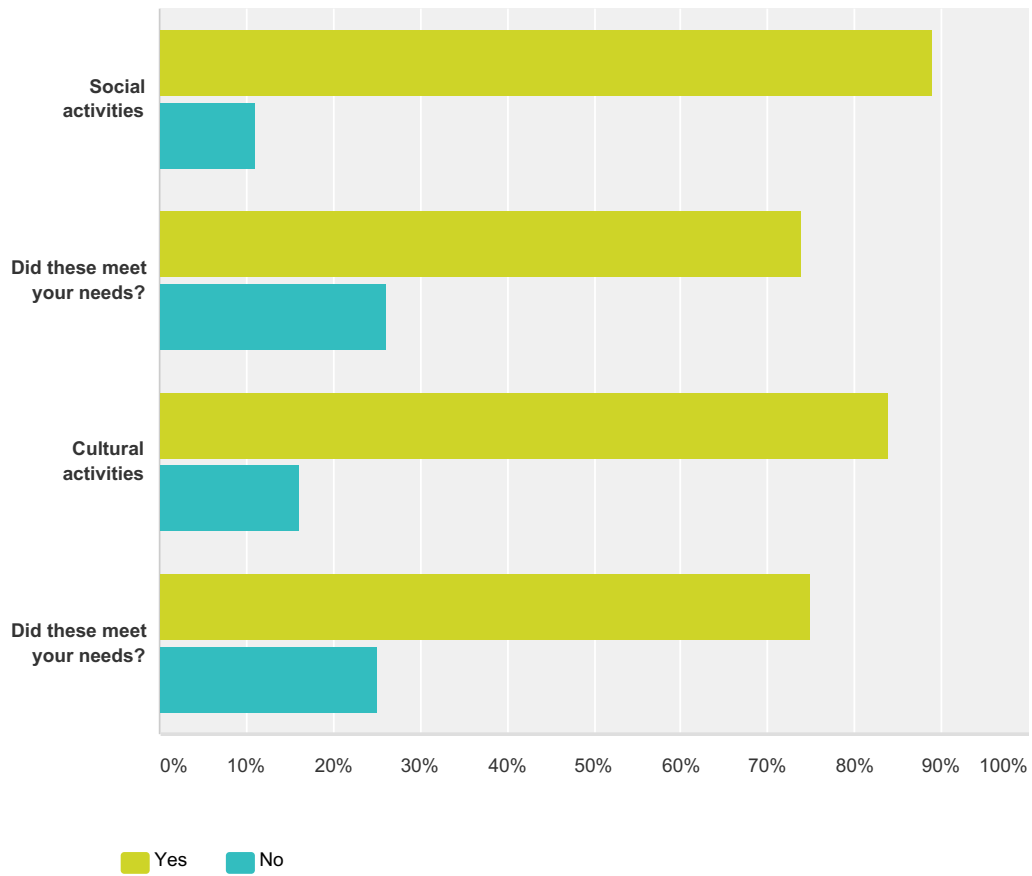
	Very Expensive	Expensive	Same as at home	Cheap	Very Cheap	Total	Weighted Average
Food was:	10.00% 10	34.00% 34	35.00% 35	16.00% 16	5.00% 5	100	2.72
Social life was:	27.00% 27	27.00% 27	21.00% 21	22.00% 22	3.00% 3	100	2.47

Q17 Comments:

Answered: 11 Skipped: 97

Q18 Were there activities organised in which you could take part?

Answered: 100 Skipped: 8



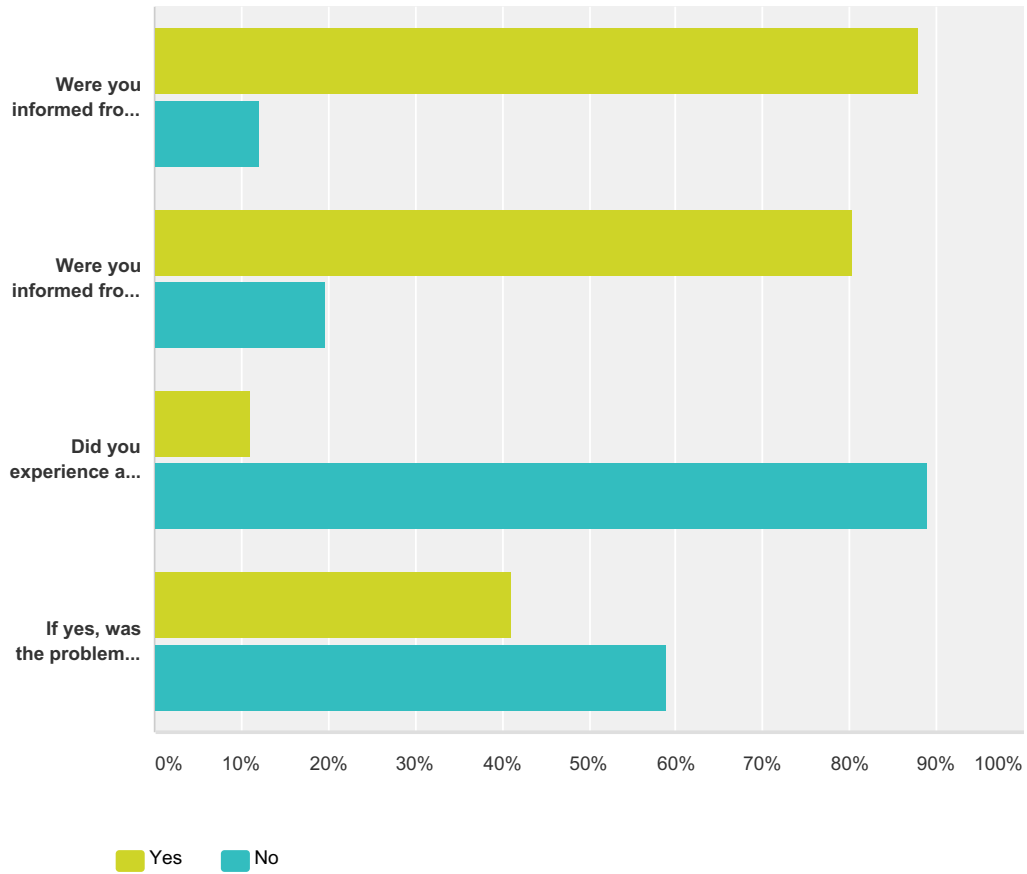
	Yes	No	Total
Social activities	89.00% 89	11.00% 11	100
Did these meet your needs?	74.00% 74	26.00% 26	100
Cultural activities	84.00% 84	16.00% 16	100
Did these meet your needs?	75.00% 75	25.00% 25	100

Q19 Comments:

Answered: 18 Skipped: 90

Q20 In relation to emergencies or ill-health

Answered: 99 Skipped: 9



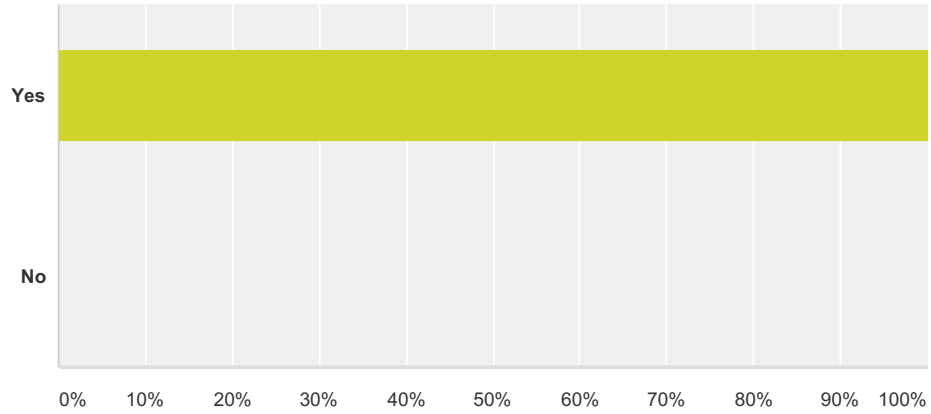
	Yes	No	Total
Were you informed from the start where you could find help in case of any problems?	87.88% 87	12.12% 12	99
Were you informed from the start about arrangements in case of illness?	80.41% 78	19.59% 19	97
Did you experience any serious problems during the exchange?	11.11% 11	88.89% 88	99
If yes, was the problem adequately solved?	41.18% 14	58.82% 20	34

Q21 Comments:

Answered: 12 Skipped: 96

Q22 Did you have the opportunity to spend time in a local hospital on clinical placement?

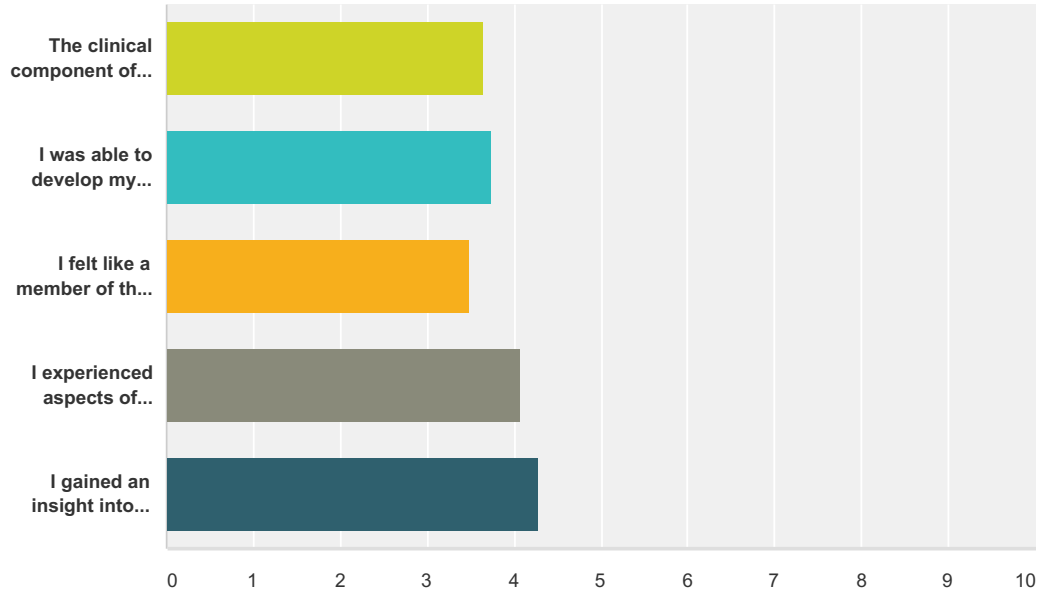
Answered: 99 Skipped: 9



Answer Choices	Responses
Yes	100.00% 99
No	0.00% 0
Total	99

Q23 In relation to your clinical practice / placement during the programme please rate the following.

Answered: 99 Skipped: 9



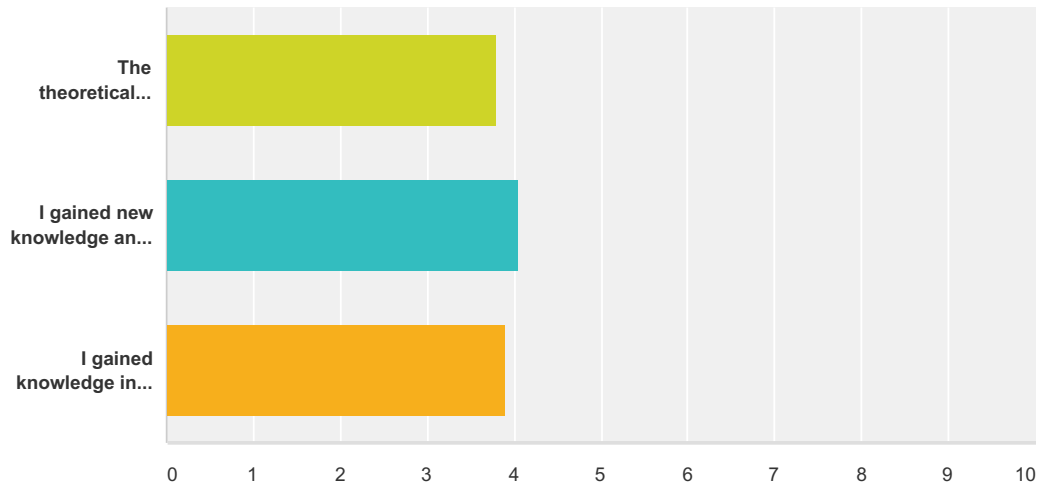
	Strongly disagree	Disagree	Neither Agree or Disagree	Agree	Strongly Agree	Total	Weighted Average
The clinical component of the exchange met my expectations.	2.02% 2	16.16% 16	13.13% 13	51.52% 51	17.17% 17	99	3.66
I was able to develop my clinical skills.	4.04% 4	8.08% 8	18.18% 18	49.49% 49	20.20% 20	99	3.74
I felt like a member of the team while in clinical.	9.09% 9	9.09% 9	21.21% 21	45.45% 45	15.15% 15	99	3.48
I experienced aspects of clinical that I had not encountered in my own country.	3.03% 3	2.02% 2	8.08% 8	58.59% 58	28.28% 28	99	4.07
I gained an insight into the differences in radiography between my country and the host country.	3.03% 3	0.00% 0	7.07% 7	46.46% 46	43.43% 43	99	4.27

Q24 Comments:

Answered: 20 Skipped: 88

Q25 In relation to your theoretical lectures and other teaching sessions during the programme please rate the following.

Answered: 99 Skipped: 9



	Strongly disagree	Disagree	Neither Agree or Disagree	Agree	Strongly Agree	Total	Weighted Average
The theoretical component of the exchange met my expectations.	2.02% 2	4.04% 4	20.20% 20	59.60% 59	14.14% 14	99	3.80
I gained new knowledge and skills from the study units / modules.	1.01% 1	4.04% 4	14.14% 14	50.51% 50	30.30% 30	99	4.05
I gained knowledge in an area of radiography that I would not have gained in my own country.	2.02% 2	9.09% 9	19.19% 19	35.35% 35	34.34% 34	99	3.91

Q26 Comments:

Answered: 16 Skipped: 92

Q27 What was your overall impression of the Erasmus programme based on your personal experience? Your written comments are very important and will help guide future students in making their choice.

Answered: 81 Skipped: 27