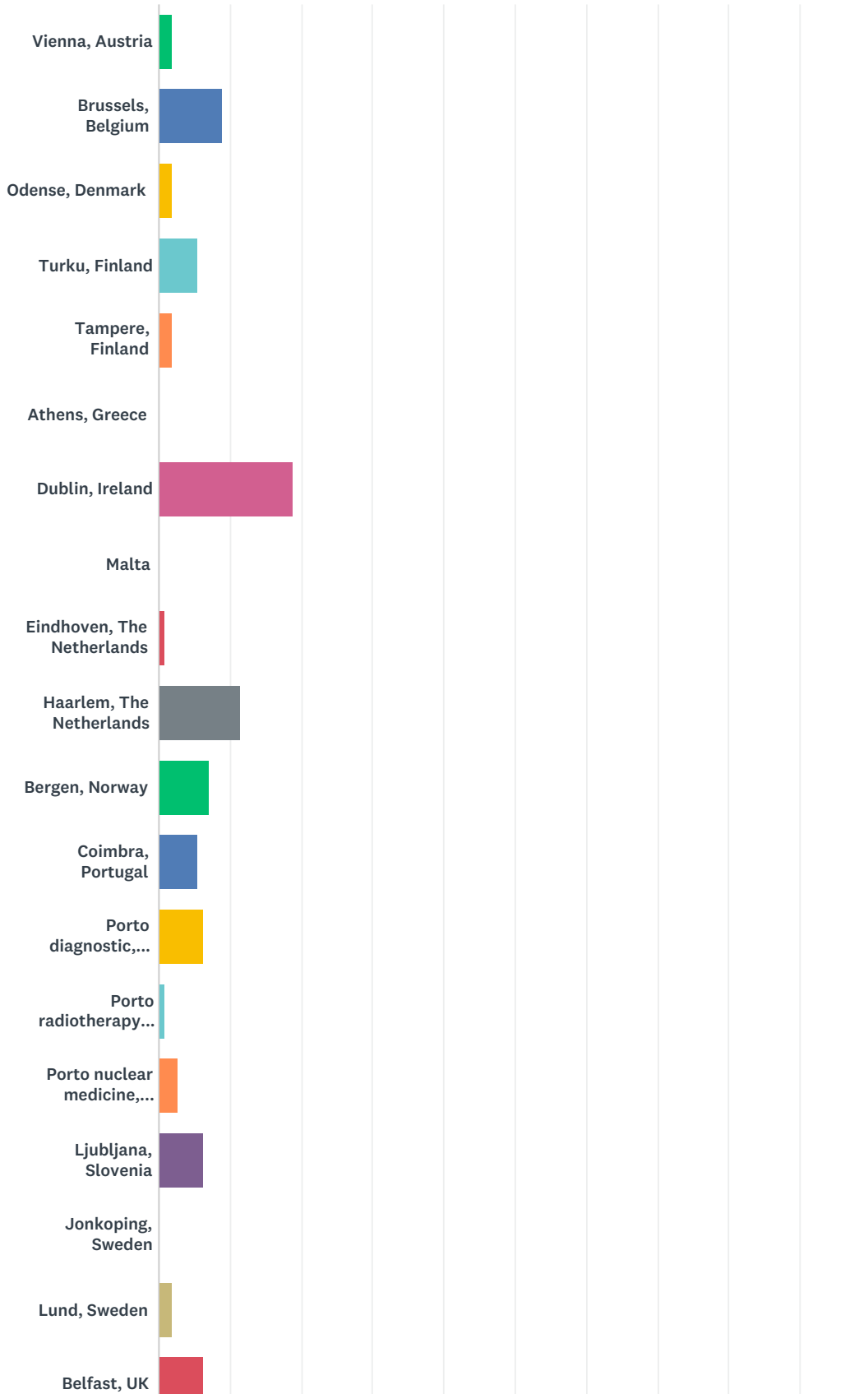
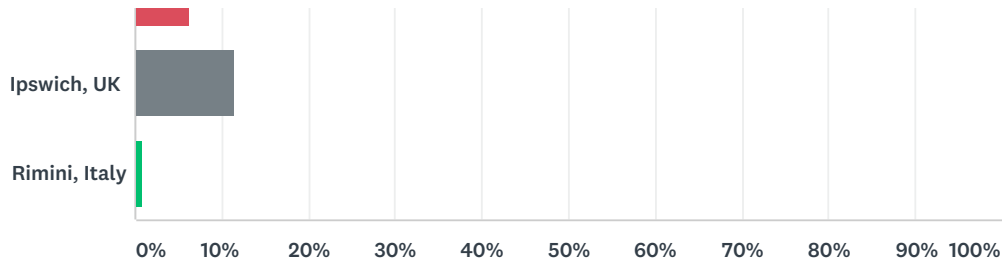


Q1 My home university:

Answered: 112 Skipped: 0



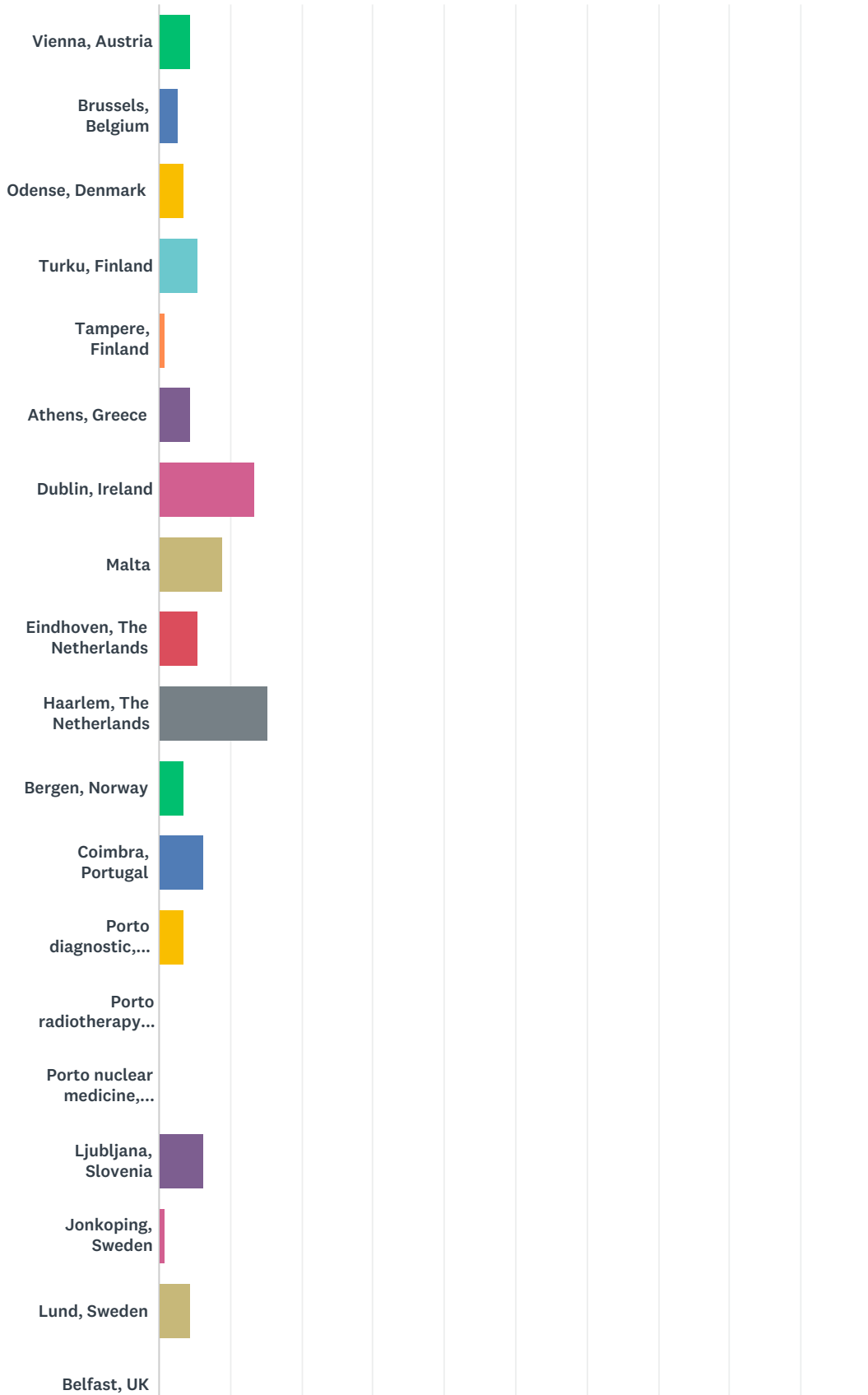
ERG Overall Evaluation 2018



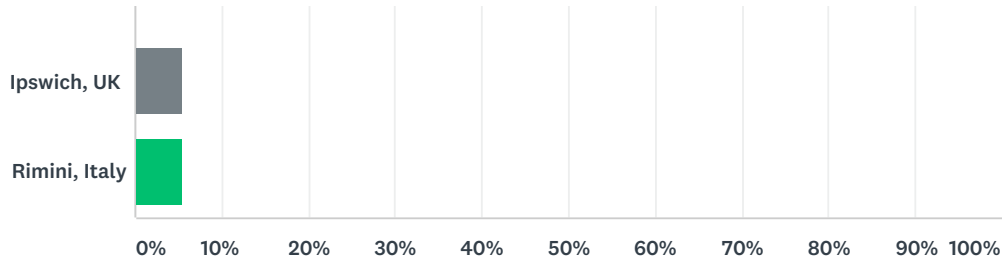
| ANSWER CHOICES | RESPONSES | |
|----------------------------------|-----------|------------|
| Vienna, Austria | 1.79% | 2 |
| Brussels, Belgium | 8.93% | 10 |
| Odense, Denmark | 1.79% | 2 |
| Turku, Finland | 5.36% | 6 |
| Tampere, Finland | 1.79% | 2 |
| Athens, Greece | 0.00% | 0 |
| Dublin, Ireland | 18.75% | 21 |
| Malta | 0.00% | 0 |
| Eindhoven, The Netherlands | 0.89% | 1 |
| Haarlem, The Netherlands | 11.61% | 13 |
| Bergen, Norway | 7.14% | 8 |
| Coimbra, Portugal | 5.36% | 6 |
| Porto diagnostic, Portugal | 6.25% | 7 |
| Porto radiotherapy, Portugal | 0.89% | 1 |
| Porto nuclear medicine, Portugal | 2.68% | 3 |
| Ljubljana, Slovenia | 6.25% | 7 |
| Jonkoping, Sweden | 0.00% | 0 |
| Lund, Sweden | 1.79% | 2 |
| Belfast, UK | 6.25% | 7 |
| Ipswich, UK | 11.61% | 13 |
| Rimini, Italy | 0.89% | 1 |
| TOTAL | | 112 |

Q2 My Erasmus Destination:

Answered: 112 Skipped: 0



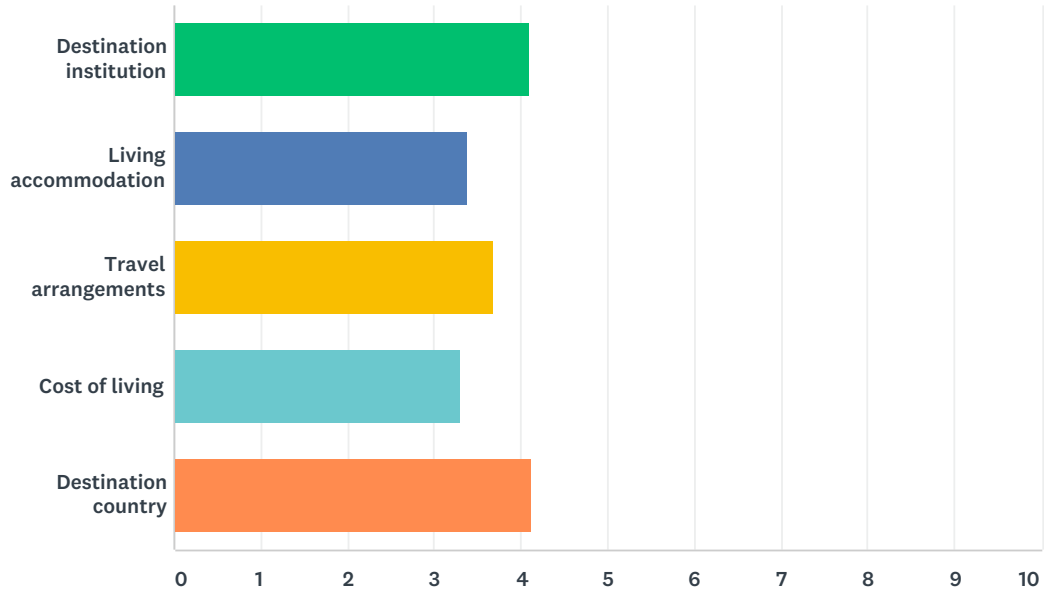
ERG Overall Evaluation 2018



| ANSWER CHOICES | RESPONSES | |
|----------------------------------|-----------|------------|
| Vienna, Austria | 4.46% | 5 |
| Brussels, Belgium | 2.68% | 3 |
| Odense, Denmark | 3.57% | 4 |
| Turku, Finland | 5.36% | 6 |
| Tampere, Finland | 0.89% | 1 |
| Athens, Greece | 4.46% | 5 |
| Dublin, Ireland | 13.39% | 15 |
| Malta | 8.93% | 10 |
| Eindhoven, The Netherlands | 5.36% | 6 |
| Haarlem, The Netherlands | 15.18% | 17 |
| Bergen, Norway | 3.57% | 4 |
| Coimbra, Portugal | 6.25% | 7 |
| Porto diagnostic, Portugal | 3.57% | 4 |
| Porto radiotherapy, Portugal | 0.00% | 0 |
| Porto nuclear medicine, Portugal | 0.00% | 0 |
| Ljubljana, Slovenia | 6.25% | 7 |
| Jonkoping, Sweden | 0.89% | 1 |
| Lund, Sweden | 4.46% | 5 |
| Belfast, UK | 0.00% | 0 |
| Ipswich, UK | 5.36% | 6 |
| Rimini, Italy | 5.36% | 6 |
| TOTAL | | 112 |

Q3 Information received in advance on:

Answered: 107 Skipped: 5



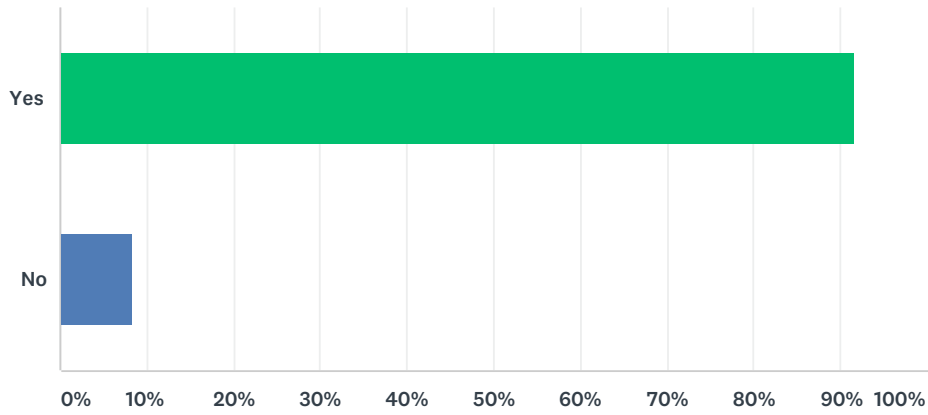
| | EXCELLENT | GOOD | SATISFACTORY | BELOW AVERAGE | POOR | TOTAL | WEIGHTED AVERAGE |
|-------------------------|--------------|--------------|--------------|---------------|--------------|-------|------------------|
| Destination institution | 42.99% 46 | 34.58% 37 | 14.95% 16 | 4.67% 5 | 2.80% 3 | 107 | 4.10 |
| Living accommodation | 17.76% 19 | 35.51% 38 | 26.17% 28 | 9.35% 10 | 11.21% 12 | 107 | 3.39 |
| Travel arrangements | 20.56% 22 | 45.79% 49 | 21.50% 23 | 6.54% 7 | 5.61% 6 | 107 | 3.69 |
| Cost of living | 13.08% 14 | 37.38% 40 | 24.30% 26 | 17.76% 19 | 7.48% 8 | 107 | 3.31 |
| Destination country | 45.79% 49 | 34.58% 37 | 8.41% 9 | 8.41% 9 | 2.80% 3 | 107 | 4.12 |

Q4 Comments:

Answered: 24 Skipped: 88

Q5 Was it easy to travel from your country to your destination country?

Answered: 107 Skipped: 5



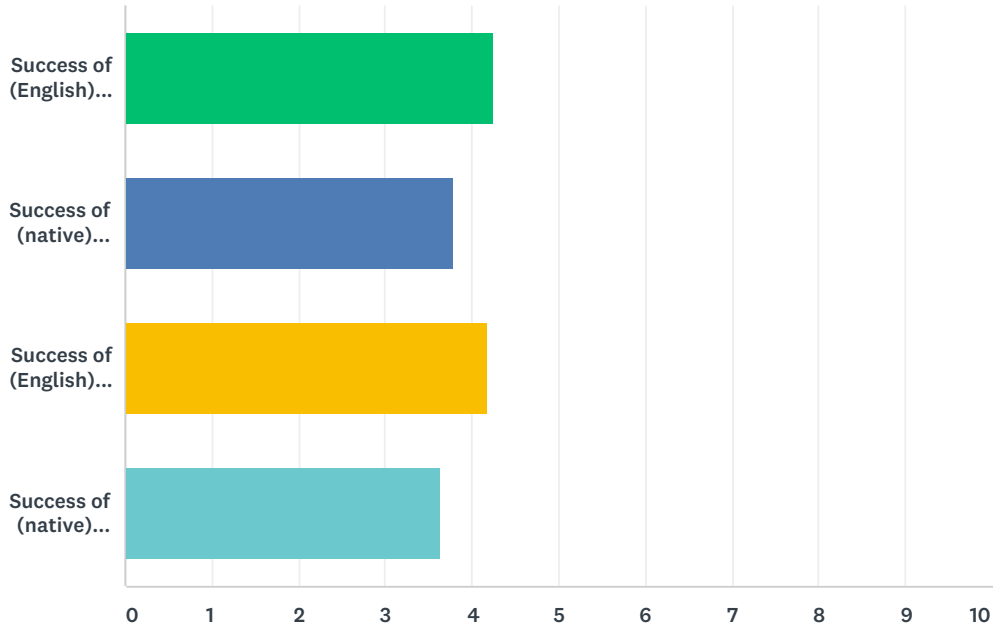
| ANSWER CHOICES | RESPONSES | |
|----------------|-----------|-----|
| Yes | 91.59% | 98 |
| No | 8.41% | 9 |
| TOTAL | | 107 |

Q6 Comments:

Answered: 23 Skipped: 89

Q7 Please rate the following on the language preparation:

Answered: 107 Skipped: 5



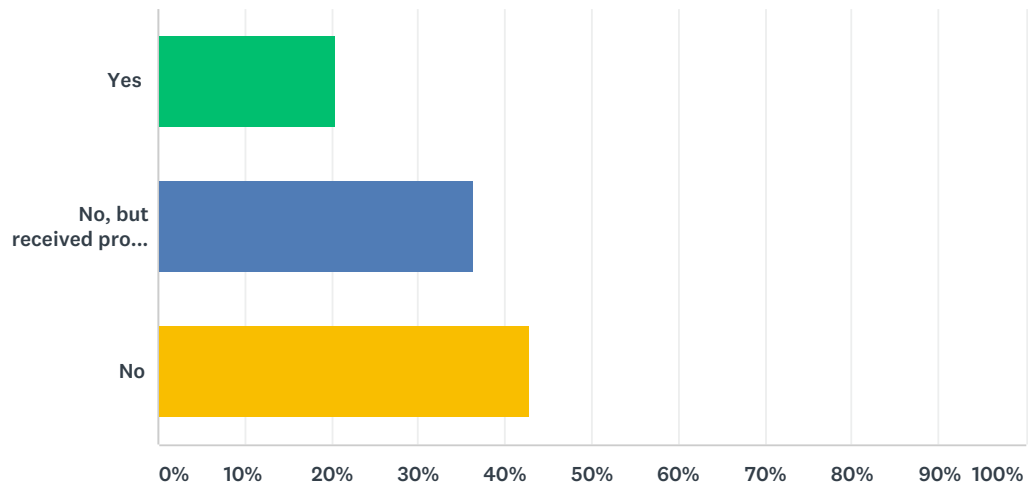
| | EXCELLENT | GOOD | SATISFACTORY | BELOW AVERAGE | POOR | N/A | TOTAL | WEIGHTED AVERAGE |
|---|--------------|--------------|--------------|---------------|-------------|--------------|-------|------------------|
| Success of (English) language study in your own home country before travelling: | 36.45% 39 | 28.04% 30 | 13.08% 14 | 0.93% 1 | 0.93% 1 | 20.56% 22 | 107 | 4.24 |
| Success of (native) language study in your own home country before travelling: | 29.91% 32 | 20.56% 22 | 7.48% 8 | 4.67% 5 | 9.35% 10 | 28.04% 30 | 107 | 3.79 |
| Success of (English) language study in the destination country: | 27.10% 29 | 38.32% 41 | 7.48% 8 | 0.00% 0 | 1.87% 2 | 25.23% 27 | 107 | 4.19 |
| Success of (native) language study in the destination country: | 21.50% 23 | 28.97% 31 | 23.36% 25 | 8.41% 9 | 3.74% 4 | 14.02% 15 | 107 | 3.65 |

Q8 Comments:

Answered: 20 Skipped: 92

Q9 Was your accommodation arranged for you by the destination University?

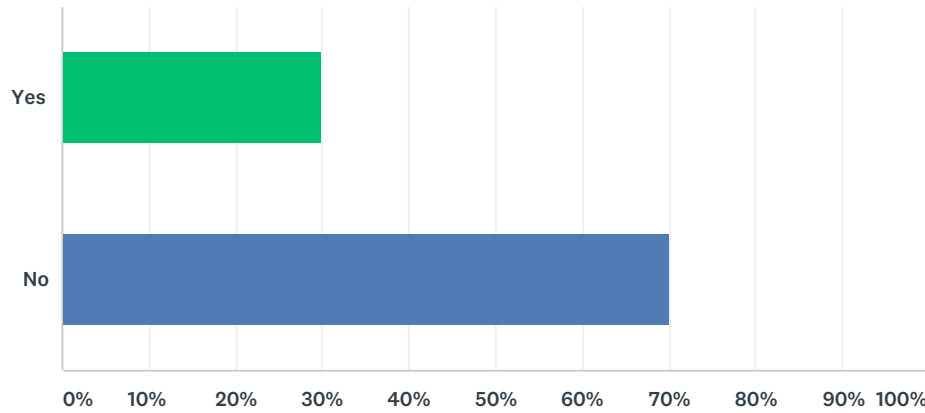
Answered: 107 Skipped: 5



| ANSWER CHOICES | RESPONSES | |
|-------------------------------------|-----------|-----|
| Yes | 20.56% | 22 |
| No, but received proper information | 36.45% | 39 |
| No | 42.99% | 46 |
| TOTAL | | 107 |

Q10 Did you have any difficulty in finding the location of your accommodation?

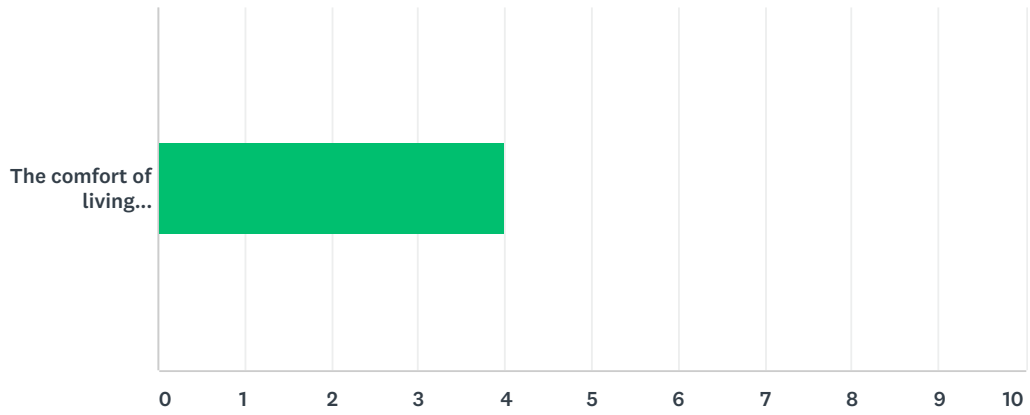
Answered: 107 Skipped: 5



| ANSWER CHOICES | RESPONSES | |
|----------------|-----------|-----|
| Yes | 29.91% | 32 |
| No | 70.09% | 75 |
| TOTAL | | 107 |

Q11 Accommodation in destination country:

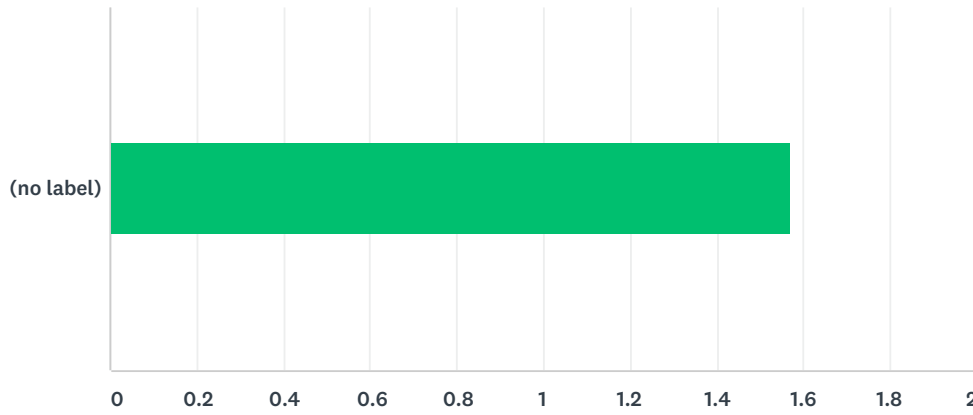
Answered: 107 Skipped: 5



| | EXCELLENT | GOOD | SATISFACTORY | BELOW AVERAGE | POOR | TOTAL | WEIGHTED AVERAGE |
|--|--------------|--------------|--------------|---------------|------------|-------|------------------|
| The comfort of living accommodation was: | 31.78% 34 | 42.06% 45 | 21.50% 23 | 2.80% 3 | 1.87% 2 | 107 | 3.99 |

Q12 The cost of living accommodation met my expectations:

Answered: 107 Skipped: 5



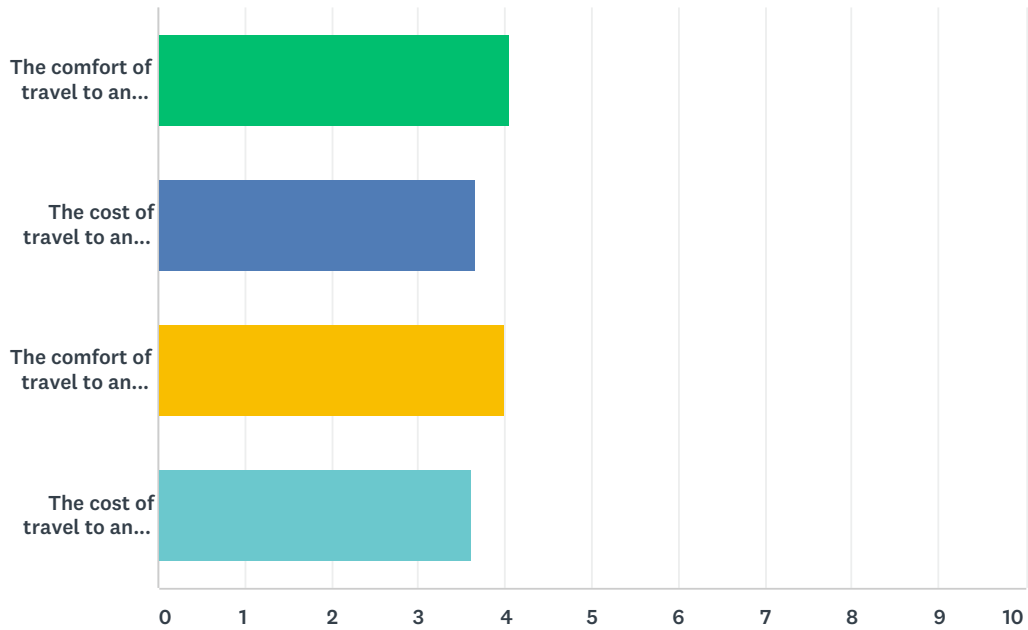
| | YES | NO, WAS MORE EXPENSIVE | NO, WAS CHEAPER | TOTAL | WEIGHTED AVERAGE |
|------------|--------------|------------------------|-----------------|-------|------------------|
| (no label) | 49.53% 53 | 43.93% 47 | 6.54% 7 | 107 | 1.57 |

Q13 Comments:

Answered: 23 Skipped: 89

Q14 Travel to School and hospital

Answered: 107 Skipped: 5



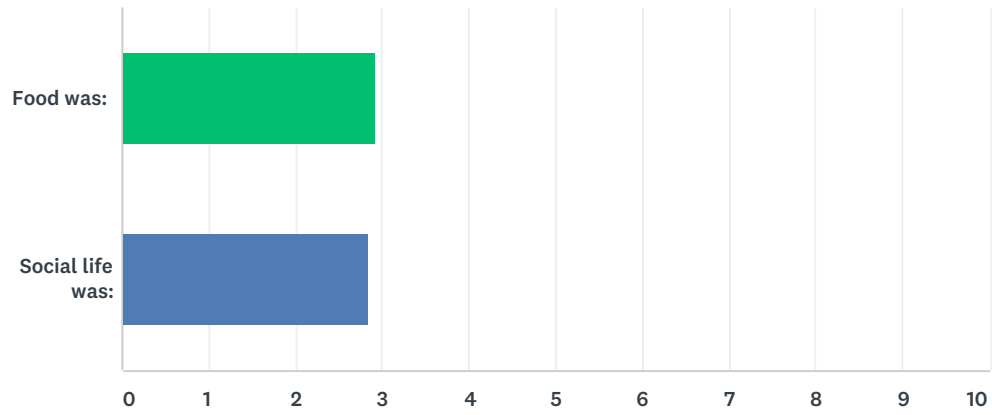
| | EXCELLENT | GOOD | SATISFACTORY | BELOW AVERAGE | POOR | N/A | TOTAL | WEIGHTED AVERAGE |
|---|--------------|--------------|--------------|---------------|------------|------------|-------|------------------|
| The comfort of travel to and from the School was: | 39.25% 42 | 37.38% 40 | 14.02% 15 | 4.67% 5 | 3.74% 4 | 0.93% 1 | 107 | 4.05 |
| The cost of travel to and from the School was: | 33.64% 36 | 22.43% 24 | 20.56% 22 | 10.28% 11 | 8.41% 9 | 4.67% 5 | 107 | 3.66 |
| The comfort of travel to and from the hospital was: | 33.64% 36 | 38.32% 41 | 20.56% 22 | 2.80% 3 | 2.80% 3 | 1.87% 2 | 107 | 3.99 |
| The cost of travel to and from the hospital was: | 27.10% 29 | 28.97% 31 | 23.36% 25 | 12.15% 13 | 5.61% 6 | 2.80% 3 | 107 | 3.62 |

Q15 Comments:

Answered: 26 Skipped: 86

Q16 Cost of living

Answered: 106 Skipped: 6



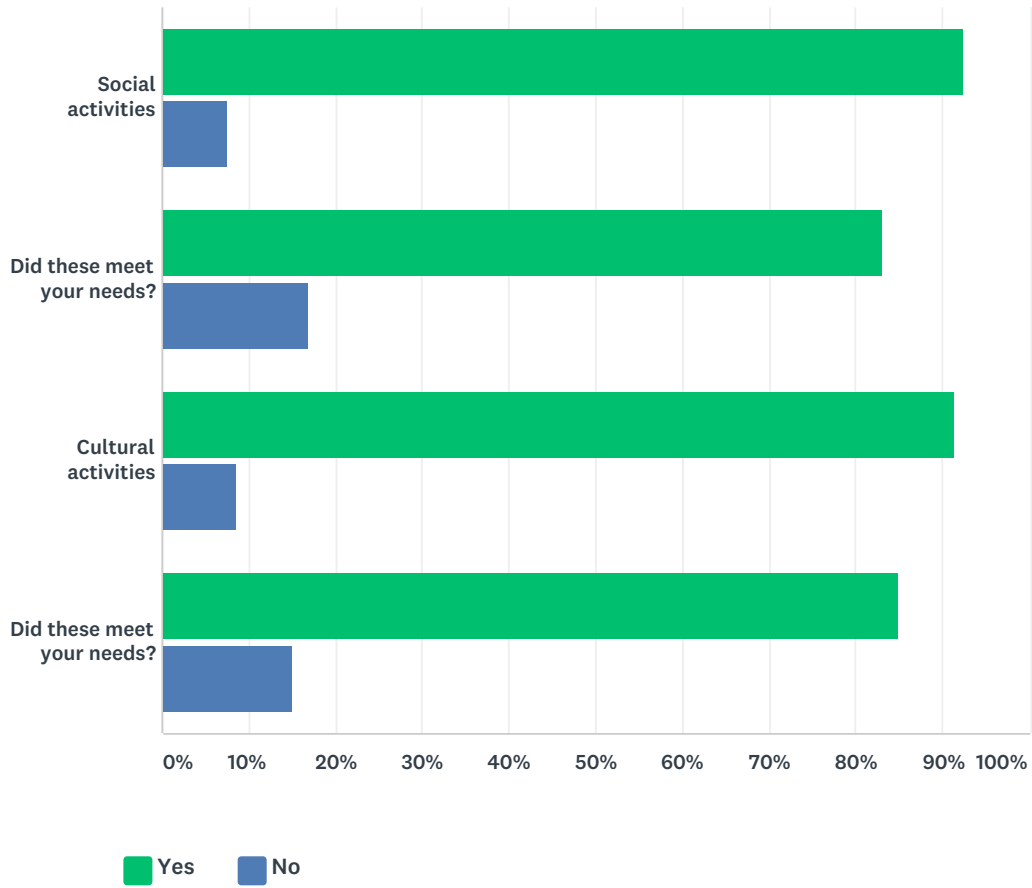
| | VERY EXPENSIVE | EXPENSIVE | SAME AS AT HOME | CHEAP | VERY CHEAP | TOTAL | WEIGHTED AVERAGE |
|------------------|----------------|--------------|-----------------|--------------|--------------|-------|------------------|
| Food was: | 2.83% 3 | 34.91% 37 | 38.68% 41 | 15.09% 16 | 8.49% 9 | 106 | 2.92 |
| Social life was: | 16.04% 17 | 26.42% 28 | 24.53% 26 | 22.64% 24 | 10.38% 11 | 106 | 2.85 |

Q17 Comments:

Answered: 7 Skipped: 105

Q18 Were there activities organised in which you could take part?

Answered: 106 Skipped: 6



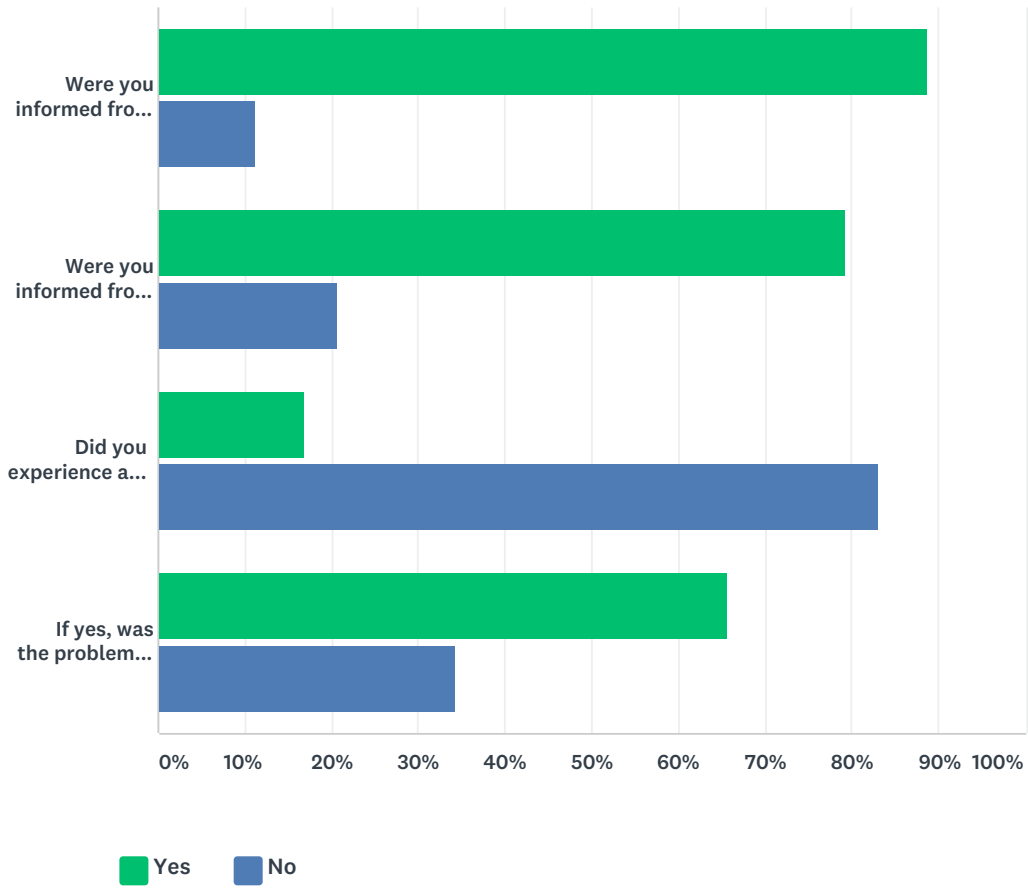
| | YES | NO | TOTAL |
|----------------------------|--------------|--------------|-------|
| Social activities | 92.45% 98 | 7.55% 8 | 106 |
| Did these meet your needs? | 83.02% 88 | 16.98% 18 | 106 |
| Cultural activities | 91.51% 97 | 8.49% 9 | 106 |
| Did these meet your needs? | 84.91% 90 | 15.09% 16 | 106 |

Q19 Comments:

Answered: 25 Skipped: 87

Q20 In relation to emergencies or ill-health

Answered: 106 Skipped: 6



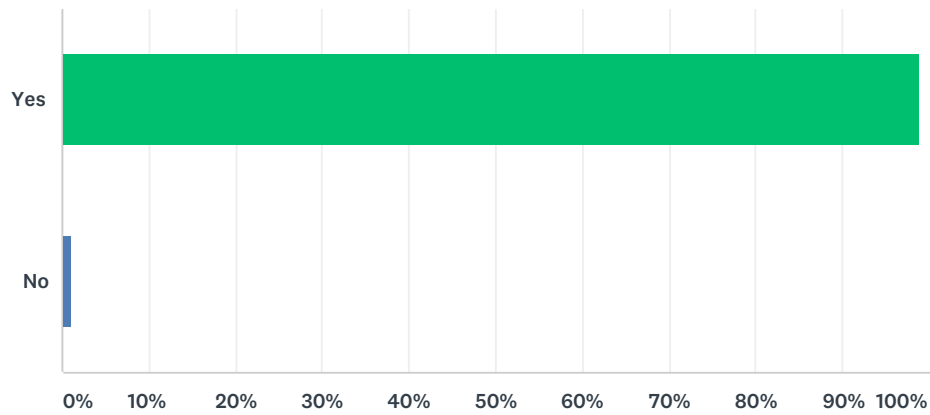
| | YES | NO | TOTAL |
|---|--------------|--------------|-------|
| Were you informed from the start where you could find help in case of any problems? | 88.68% 94 | 11.32% 12 | 106 |
| Were you informed from the start about arrangements in case of illness? | 79.25% 84 | 20.75% 22 | 106 |
| Did you experience any serious problems during the exchange? | 16.98% 18 | 83.02% 88 | 106 |
| If yes, was the problem adequately solved? | 65.63% 21 | 34.38% 11 | 32 |

Q21 Comments:

Answered: 7 Skipped: 105

Q22 Did you have the opportunity to spend time in a local hospital on clinical placement?

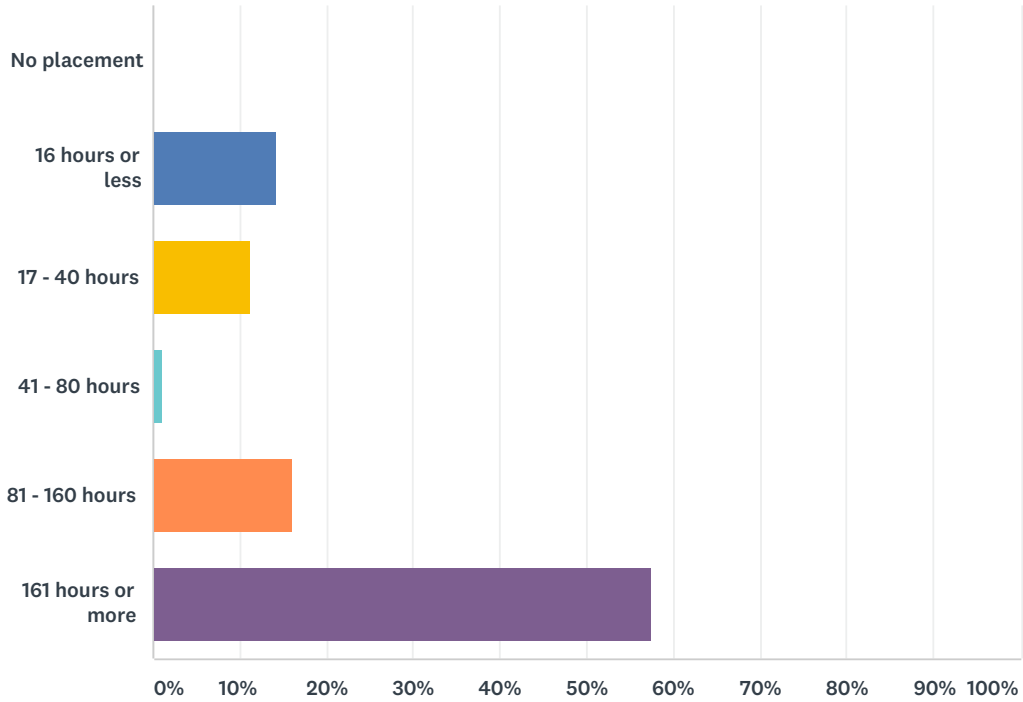
Answered: 106 Skipped: 6



| ANSWER CHOICES | RESPONSES | |
|----------------|-----------|-----|
| Yes | 99.06% | 105 |
| No | 0.94% | 1 |
| TOTAL | | 106 |

Q23 How many hours did you spend on placement?

Answered: 106 Skipped: 6



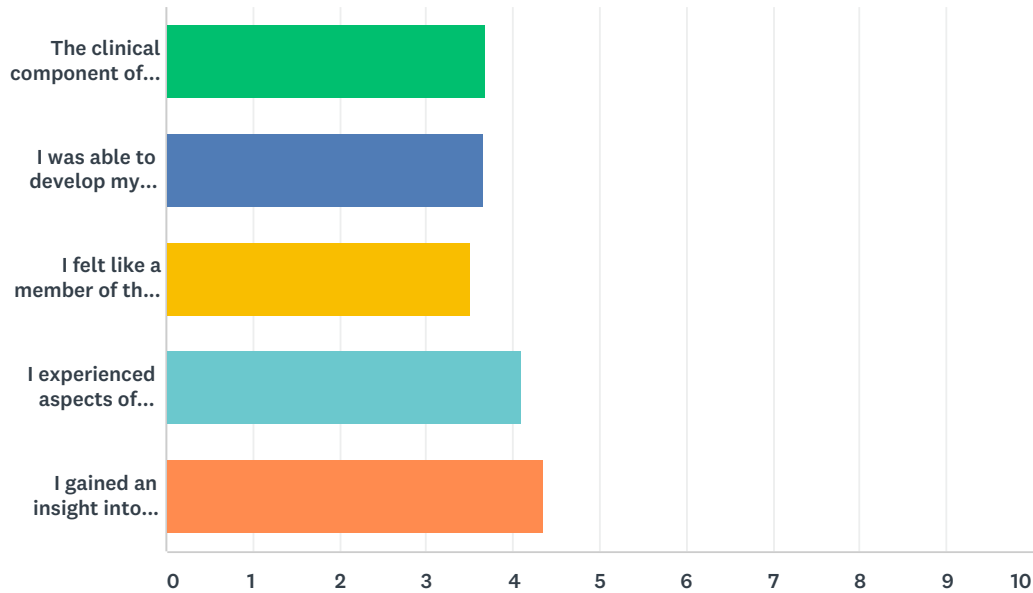
| ANSWER CHOICES | RESPONSES | |
|-------------------|-----------|------------|
| No placement | 0.00% | 0 |
| 16 hours or less | 14.15% | 15 |
| 17 - 40 hours | 11.32% | 12 |
| 41 - 80 hours | 0.94% | 1 |
| 81 - 160 hours | 16.04% | 17 |
| 161 hours or more | 57.55% | 61 |
| TOTAL | | 106 |

Q24 Comments:

Answered: 12 Skipped: 100

Q25 In relation to your clinical practice / placement during the programme please rate the following.

Answered: 105 Skipped: 7



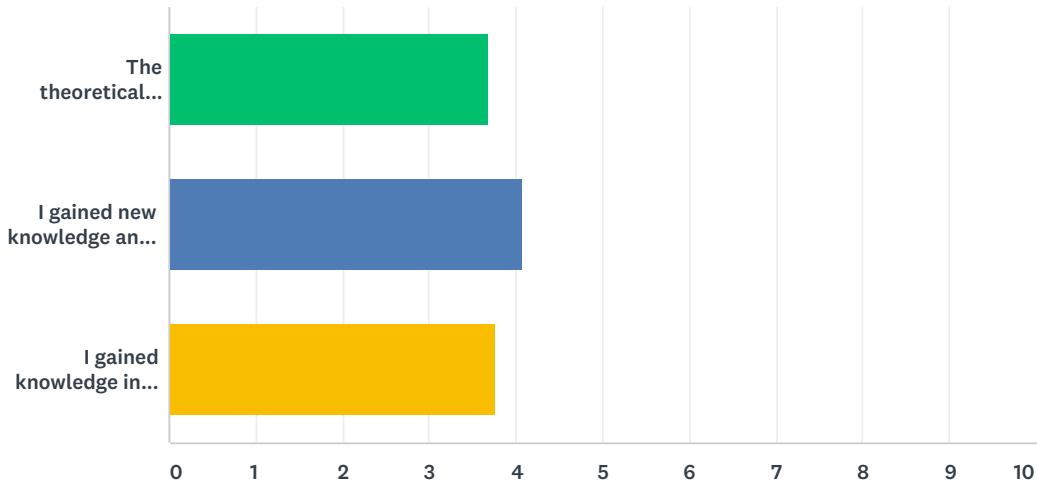
| | STRONGLY DISAGREE | DISAGREE | NEITHER AGREE OR DISAGREE | AGREE | STRONGLY AGREE | TOTAL | WEIGHTED AVERAGE |
|--|-------------------|--------------|---------------------------|--------------|----------------|-------|------------------|
| The clinical component of the exchange met my expectations. | 6.67% 7 | 10.48% 11 | 18.10% 19 | 37.14% 39 | 27.62% 29 | 105 | 3.69 |
| I was able to develop my clinical skills. | 6.67% 7 | 18.10% 19 | 6.67% 7 | 39.05% 41 | 29.52% 31 | 105 | 3.67 |
| I felt like a member of the team while in clinical. | 8.57% 9 | 15.24% 16 | 21.90% 23 | 24.76% 26 | 29.52% 31 | 105 | 3.51 |
| I experienced aspects of clinical that I had not encountered in my own country. | 3.81% 4 | 2.86% 3 | 8.57% 9 | 48.57% 51 | 36.19% 38 | 105 | 4.10 |
| I gained an insight into the differences in radiography between my country and the host country. | 2.86% 3 | 0.00% 0 | 5.71% 6 | 41.90% 44 | 49.52% 52 | 105 | 4.35 |

Q26 Comments:

Answered: 19 Skipped: 93

Q27 In relation to your theoretical lectures and other teaching sessions during the programme please rate the following.

Answered: 106 Skipped: 6



| | STRONGLY DISAGREE | DISAGREE | NEITHER AGREE OR DISAGREE | AGREE | STRONGLY AGREE | TOTAL | WEIGHTED AVERAGE |
|--|-------------------|-------------|---------------------------|--------------|----------------|-------|------------------|
| The theoretical component of the exchange met my expectations. | 5.66% 6 | 5.66% 6 | 23.58% 25 | 44.34% 47 | 20.75% 22 | 106 | 3.69 |
| I gained new knowledge and skills from the study units / modules. | 3.77% 4 | 2.83% 3 | 8.49% 9 | 51.89% 55 | 33.02% 35 | 106 | 4.08 |
| I gained knowledge in an area of radiography that I would not have gained in my own country. | 6.60% 7 | 9.43% 10 | 16.98% 18 | 33.96% 36 | 33.02% 35 | 106 | 3.77 |

Q28 Comments:

Answered: 12 Skipped: 100

Q29 What was your overall impression of the Erasmus programme based on your personal experience? Your written comments are very important and will help guide future students in making their choice.

Answered: 105 Skipped: 7