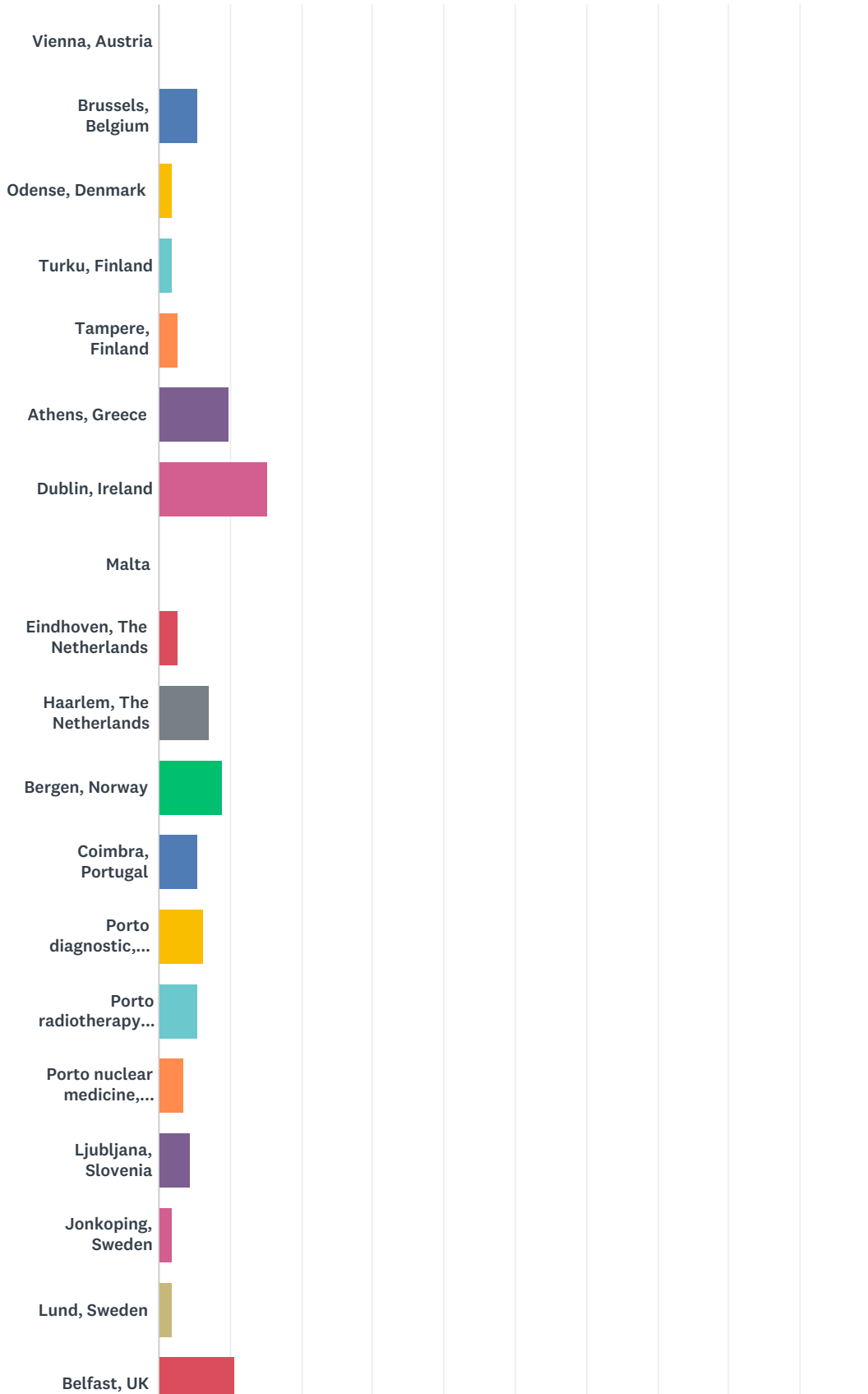
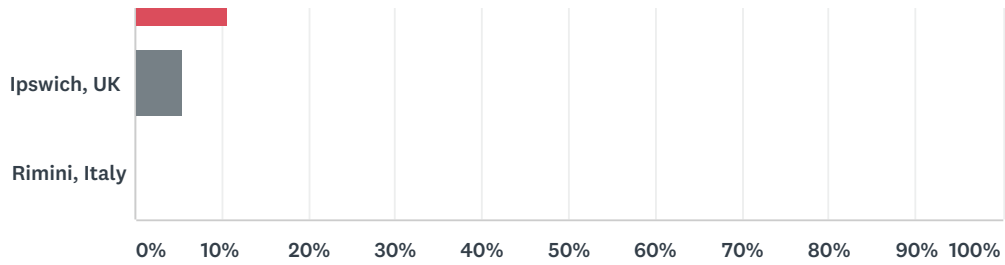


# Q1 My home university:

Answered: 112 Skipped: 0



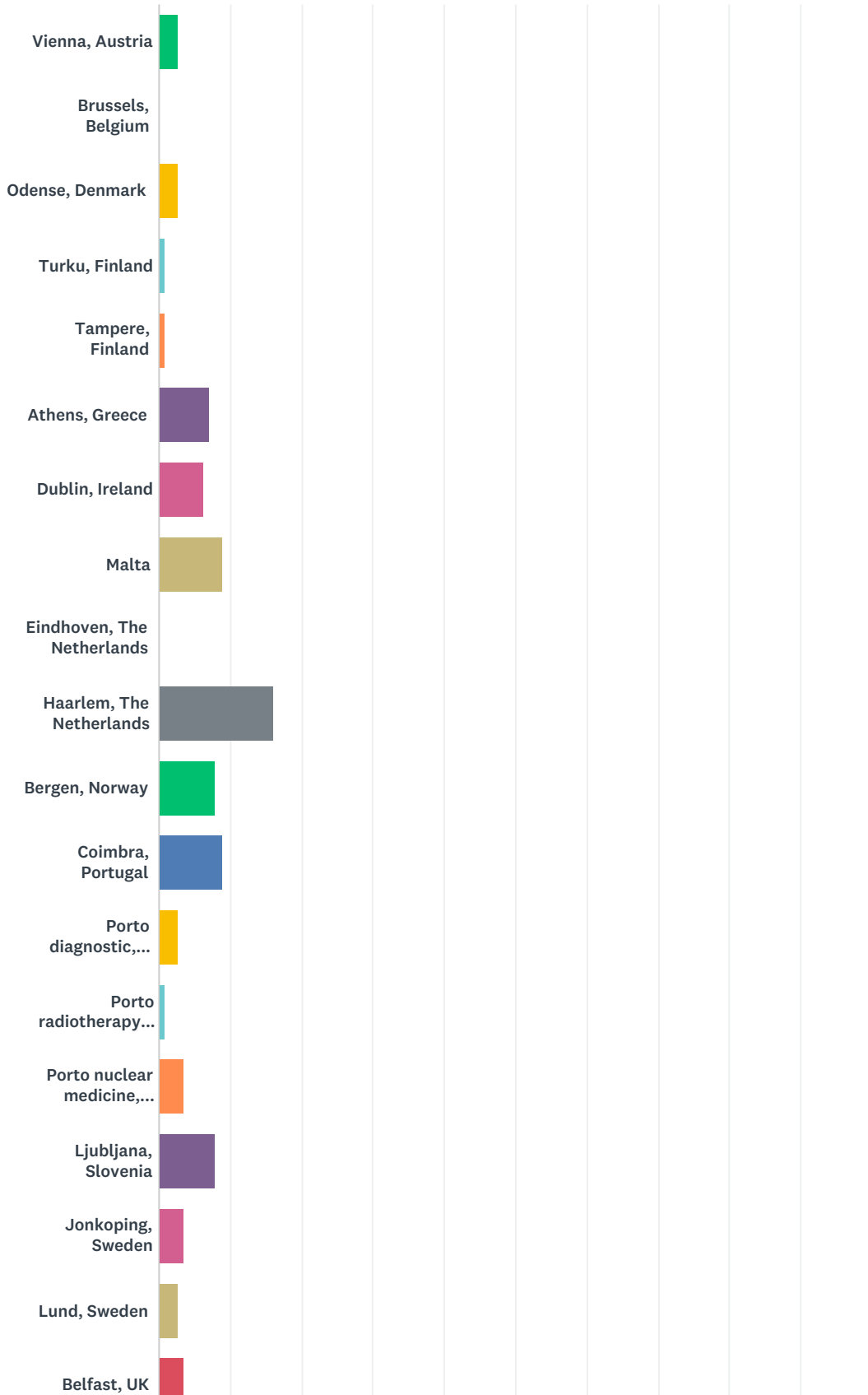
## ERG Overall Evaluation 2017



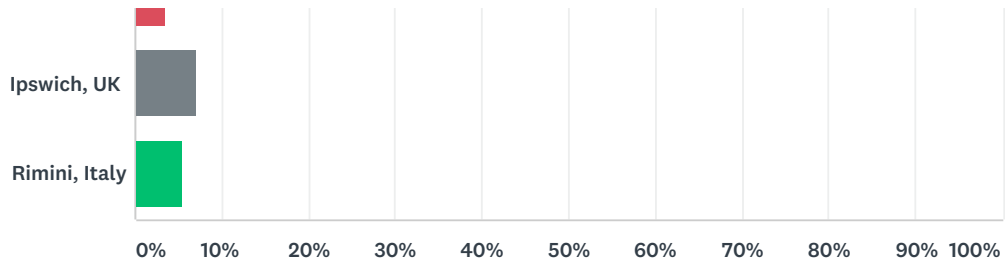
ANSWER CHOICES	RESPONSES	
Vienna, Austria	0.00%	0
Brussels, Belgium	5.36%	6
Odense, Denmark	1.79%	2
Turku, Finland	1.79%	2
Tampere, Finland	2.68%	3
Athens, Greece	9.82%	11
Dublin, Ireland	15.18%	17
Malta	0.00%	0
Eindhoven, The Netherlands	2.68%	3
Haarlem, The Netherlands	7.14%	8
Bergen, Norway	8.93%	10
Coimbra, Portugal	5.36%	6
Porto diagnostic, Portugal	6.25%	7
Porto radiotherapy, Portugal	5.36%	6
Porto nuclear medicine, Portugal	3.57%	4
Ljubljana, Slovenia	4.46%	5
Jonkoping, Sweden	1.79%	2
Lund, Sweden	1.79%	2
Belfast, UK	10.71%	12
Ipswich, UK	5.36%	6
Rimini, Italy	0.00%	0
<b>TOTAL</b>		<b>112</b>

## Q2 My Erasmus Destination:

Answered: 112 Skipped: 0



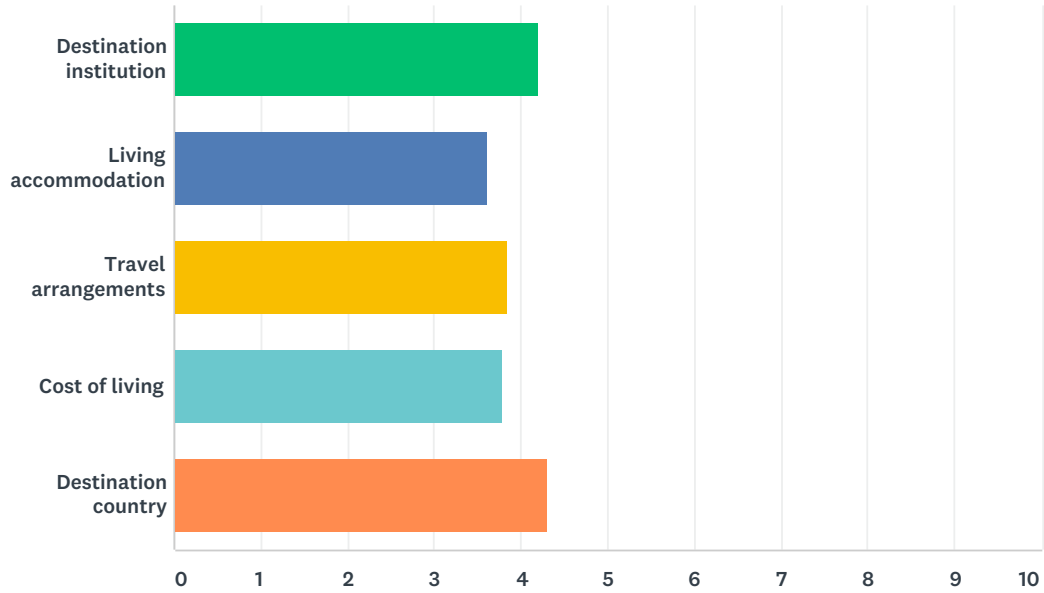
## ERG Overall Evaluation 2017



ANSWER CHOICES	RESPONSES	
Vienna, Austria	2.68%	3
Brussels, Belgium	0.00%	0
Odense, Denmark	2.68%	3
Turku, Finland	0.89%	1
Tampere, Finland	0.89%	1
Athens, Greece	7.14%	8
Dublin, Ireland	6.25%	7
Malta	8.93%	10
Eindhoven, The Netherlands	0.00%	0
Haarlem, The Netherlands	16.07%	18
Bergen, Norway	8.04%	9
Coimbra, Portugal	8.93%	10
Porto diagnostic, Portugal	2.68%	3
Porto radiotherapy, Portugal	0.89%	1
Porto nuclear medicine, Portugal	3.57%	4
Ljubljana, Slovenia	8.04%	9
Jonkoping, Sweden	3.57%	4
Lund, Sweden	2.68%	3
Belfast, UK	3.57%	4
Ipswich, UK	7.14%	8
Rimini, Italy	5.36%	6
<b>TOTAL</b>		<b>112</b>

### Q3 Information received in advance on:

Answered: 109 Skipped: 3



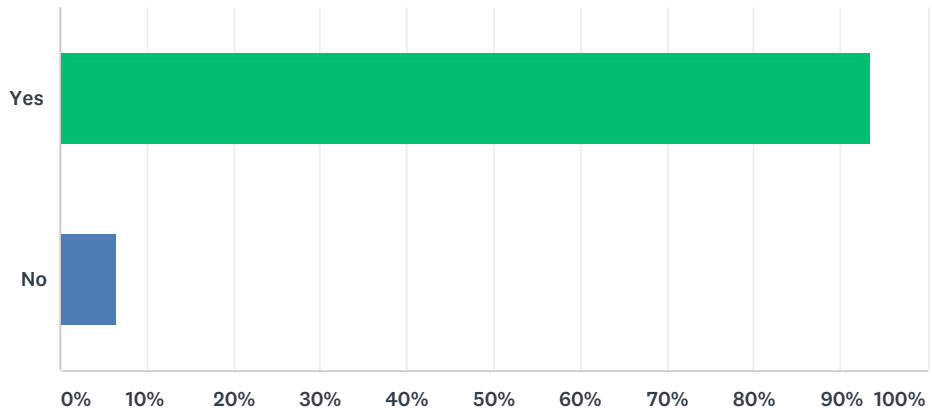
	EXCELLENT	GOOD	SATISFACTORY	BELOW AVERAGE	POOR	TOTAL	WEIGHTED AVERAGE
Destination institution	44.04% 48	43.12% 47	6.42% 7	2.75% 3	3.67% 4	109	4.21
Living accommodation	16.51% 18	42.20% 46	30.28% 33	7.34% 8	3.67% 4	109	3.61
Travel arrangements	26.61% 29	43.12% 47	22.02% 24	4.59% 5	3.67% 4	109	3.84
Cost of living	22.02% 24	42.20% 46	29.36% 32	5.50% 6	0.92% 1	109	3.79
Destination country	53.21% 58	33.94% 37	7.34% 8	2.75% 3	2.75% 3	109	4.32

## Q4 Comments:

Answered: 25   Skipped: 87

### Q5 Was it easy to travel from your country to your destination country?

Answered: 109 Skipped: 3



ANSWER CHOICES	RESPONSES	
Yes	93.58%	102
No	6.42%	7
TOTAL		109

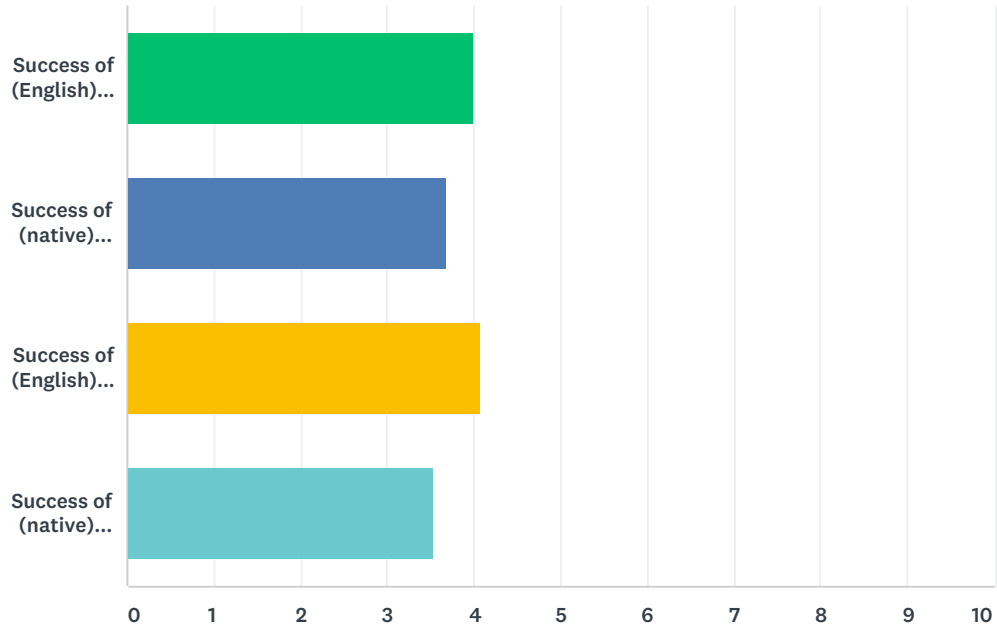
**Q6 Comments:**

Answered: 28   Skipped: 84



### Q7 Please rate the following on the language preparation:

Answered: 108 Skipped: 4



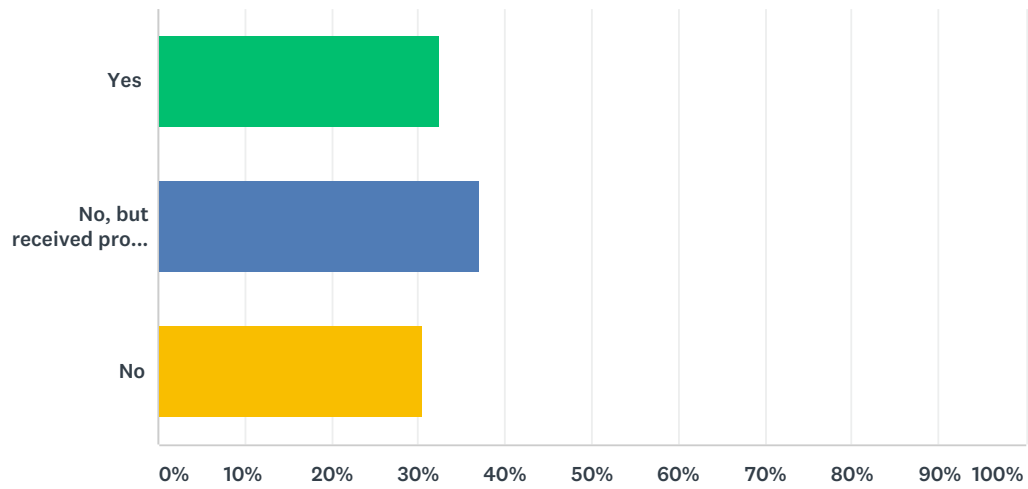
	EXCELLENT	GOOD	SATISFACTORY	BELOW AVERAGE	POOR	N/A	TOTAL	WEIGHTED AVERAGE
Success of (English) language study in your own home country before travelling:	25.93% 28	33.33% 36	15.74% 17	3.70% 4	0.93% 1	20.37% 22	108	4.00
Success of (native) language study in your own home country before travelling:	18.52% 20	31.48% 34	12.04% 13	1.85% 2	8.33% 9	27.78% 30	108	3.69
Success of (English) language study in the destination country:	22.22% 24	41.67% 45	8.33% 9	2.78% 3	0.93% 1	24.07% 26	108	4.07
Success of (native) language study in the destination country:	13.89% 15	37.96% 41	21.30% 23	6.48% 7	6.48% 7	13.89% 15	108	3.54

**Q8 Comments:**

Answered: 18   Skipped: 94

## Q9 Was your accommodation arranged for you by the destination University?

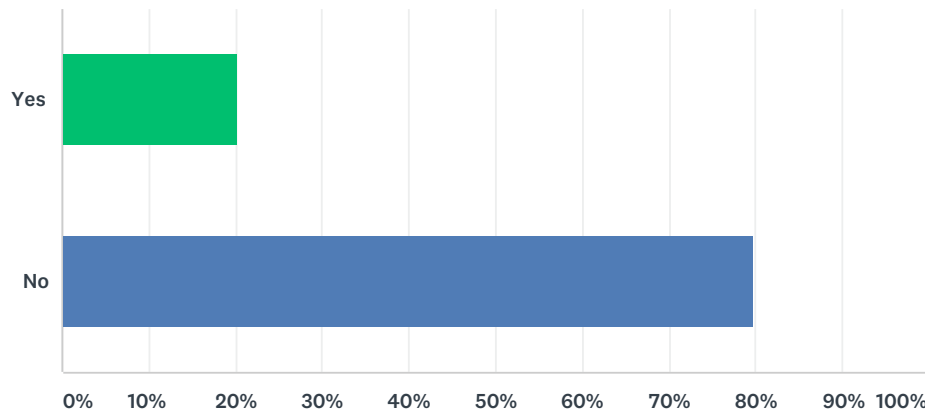
Answered: 108 Skipped: 4



ANSWER CHOICES	RESPONSES	
Yes	32.41%	35
No, but received proper information	37.04%	40
No	30.56%	33
<b>TOTAL</b>		<b>108</b>

## Q10 Did you have any difficulty in finding the location of your accommodation?

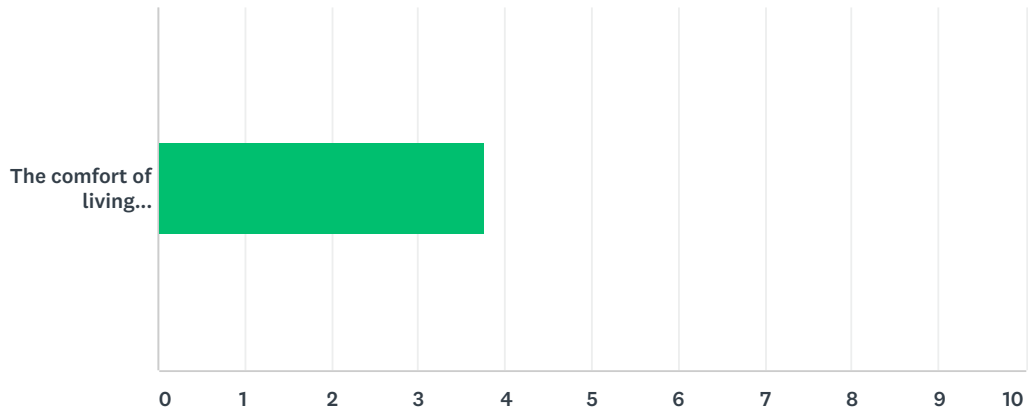
Answered: 108 Skipped: 4



ANSWER CHOICES	RESPONSES	
Yes	20.37%	22
No	79.63%	86
TOTAL		108

### Q11 Accommodation in destination country:

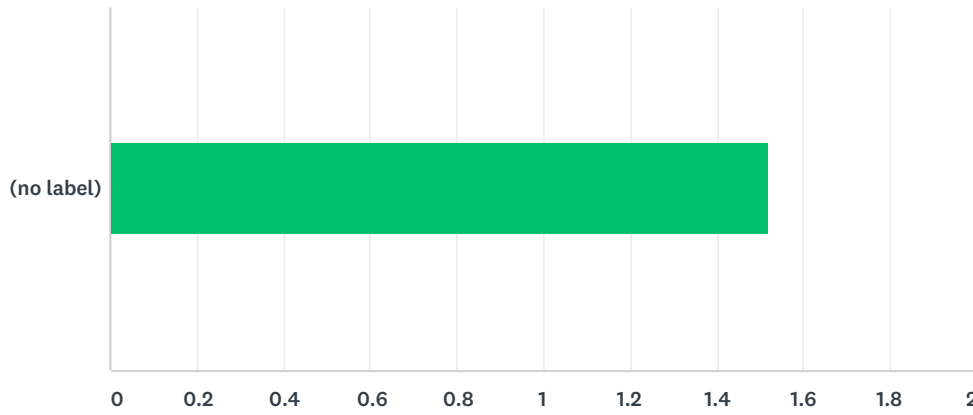
Answered: 108 Skipped: 4



	EXCELLENT	GOOD	SATISFACTORY	BELOW AVERAGE	POOR	TOTAL	WEIGHTED AVERAGE
The comfort of living accommodation was:	25.93% 28	37.04% 40	27.78% 30	5.56% 6	3.70% 4	108	3.76

## Q12 The cost of living accommodation met my expectations:

Answered: 108 Skipped: 4



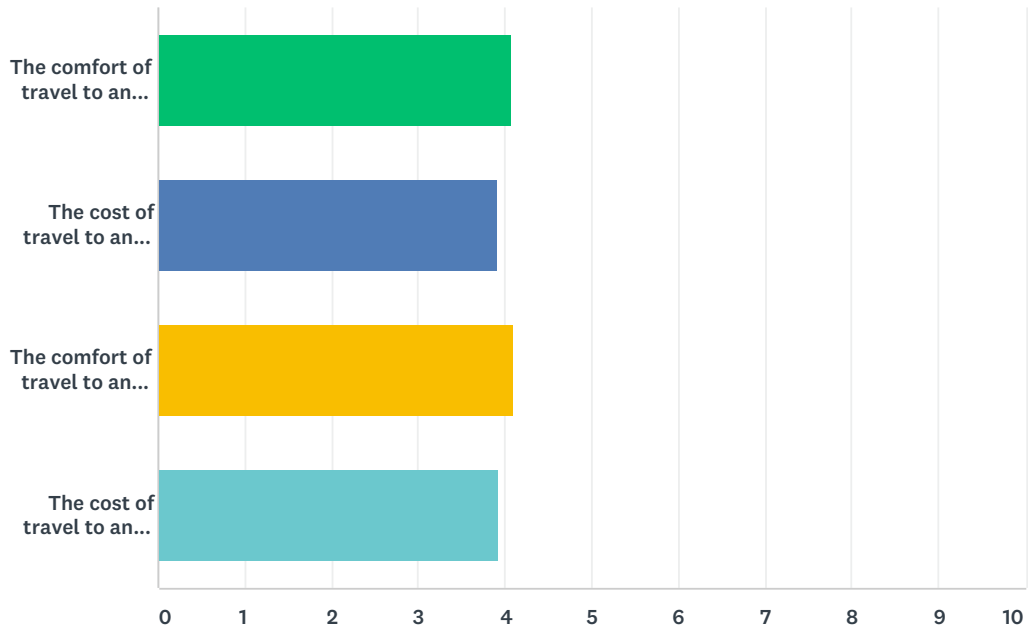
	YES	NO, WAS MORE EXPENSIVE	NO, WAS CHEAPER	TOTAL	WEIGHTED AVERAGE
(no label)	56.48% 61	35.19% 38	8.33% 9	108	1.52

# Q13 Comments:

Answered: 23   Skipped: 89

## Q14 Travel to School and hospital

Answered: 107 Skipped: 5



	EXCELLENT	GOOD	SATISFACTORY	BELOW AVERAGE	POOR	N/A	TOTAL	WEIGHTED AVERAGE
The comfort of travel to and from the School was:	28.04% 30	55.14% 59	13.08% 14	3.74% 4	0.00% 0	0.00% 0	107	4.07
The cost of travel to and from the School was:	29.91% 32	39.25% 42	18.69% 20	3.74% 4	3.74% 4	4.67% 5	107	3.92
The comfort of travel to and from the hospital was:	33.64% 36	44.86% 48	17.76% 19	1.87% 2	0.93% 1	0.93% 1	107	4.09
The cost of travel to and from the hospital was:	34.58% 37	31.78% 34	17.76% 19	4.67% 5	4.67% 5	6.54% 7	107	3.93

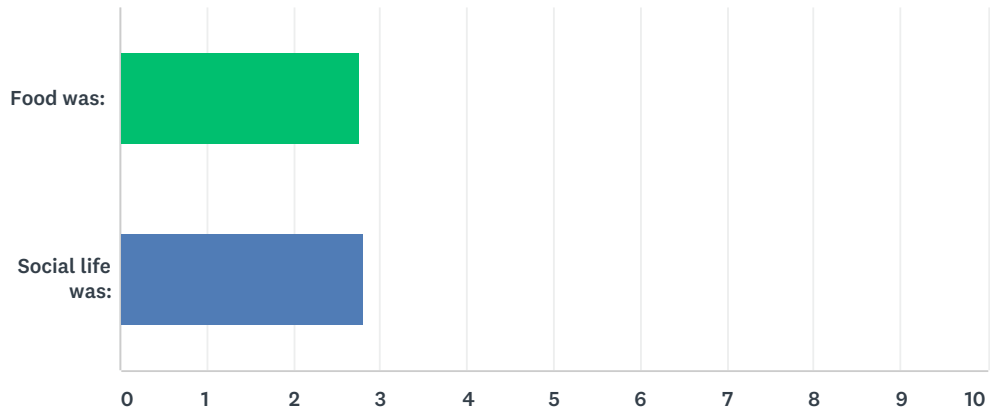


# Q15 Comments:

Answered: 30   Skipped: 82

## Q16 Cost of living

Answered: 107 Skipped: 5



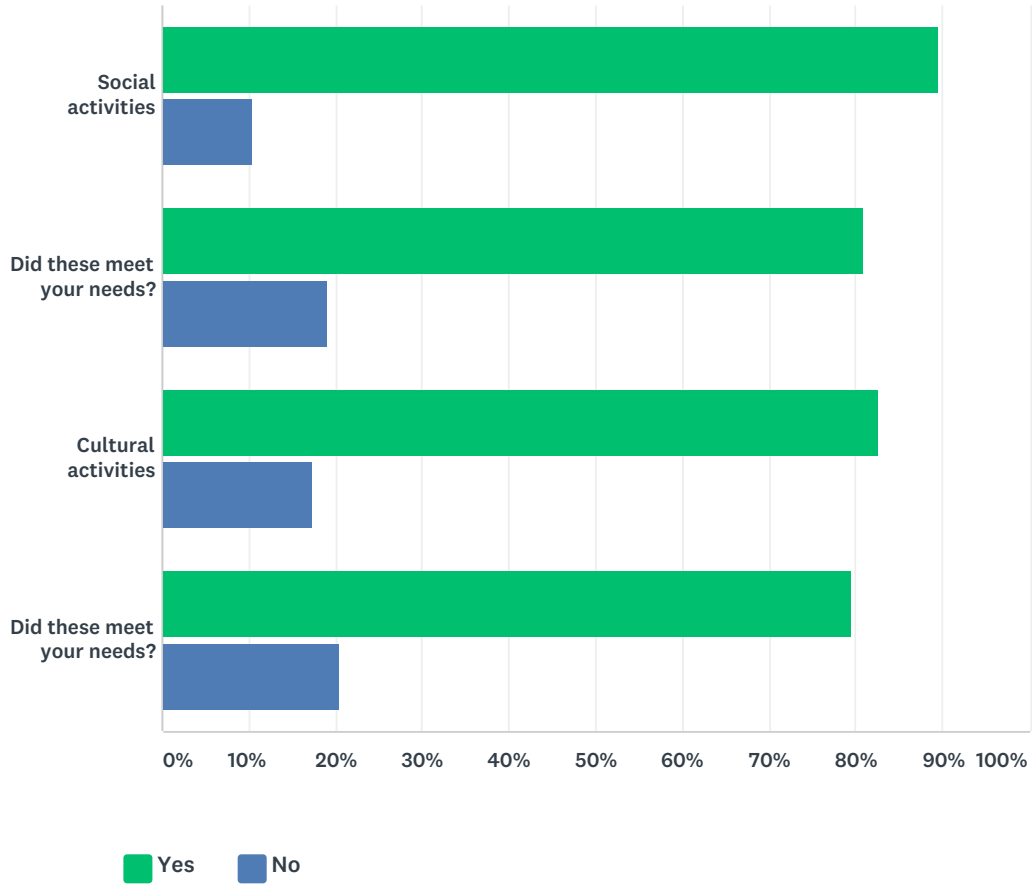
	VERY EXPENSIVE	EXPENSIVE	SAME AS AT HOME	CHEAP	VERY CHEAP	TOTAL	WEIGHTED AVERAGE
Food was:	7.48% 8	37.38% 40	28.97% 31	23.36% 25	2.80% 3	107	2.77
Social life was:	14.95% 16	29.91% 32	19.63% 21	30.84% 33	4.67% 5	107	2.80

# Q17 Comments:

Answered: 9   Skipped: 103

## Q18 Were there activities organised in which you could take part?

Answered: 107 Skipped: 5



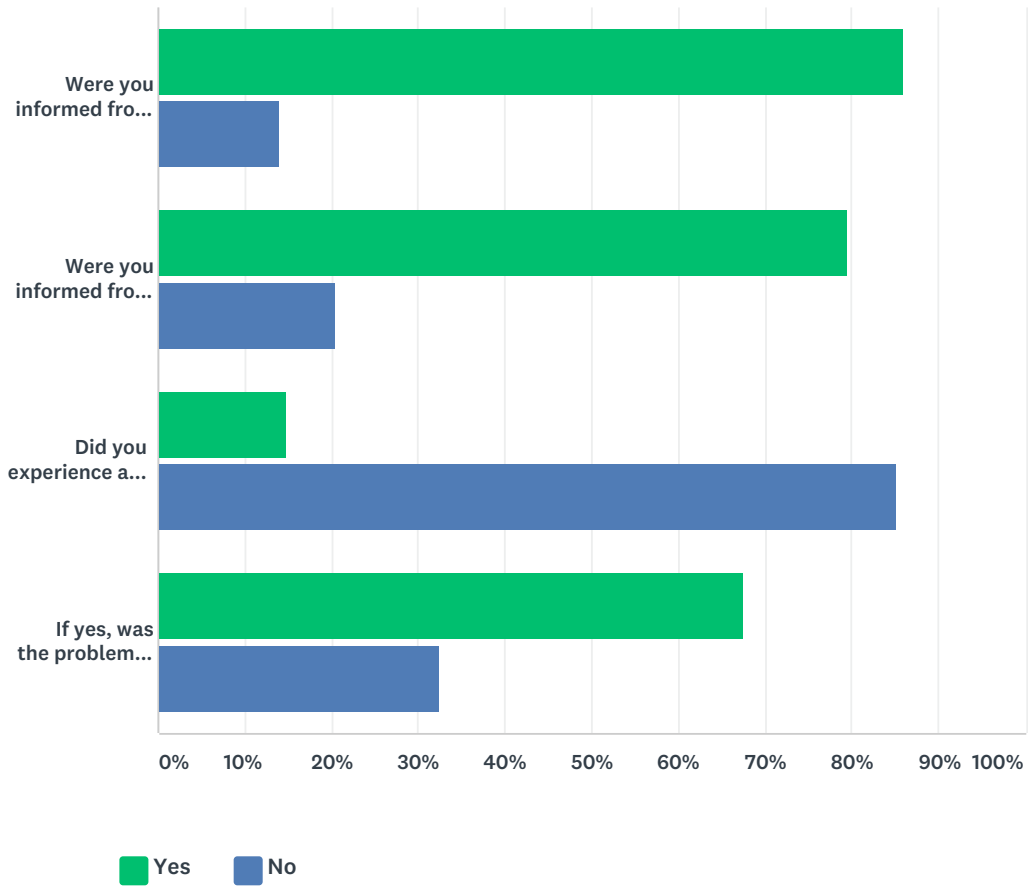
	YES	NO	TOTAL
Social activities	89.62% 95	10.38% 11	106
Did these meet your needs?	80.95% 85	19.05% 20	105
Cultural activities	82.69% 86	17.31% 18	104
Did these meet your needs?	79.41% 81	20.59% 21	102

# Q19 Comments:

Answered: 25   Skipped: 87

## Q20 In relation to emergencies or ill-health

Answered: 107 Skipped: 5



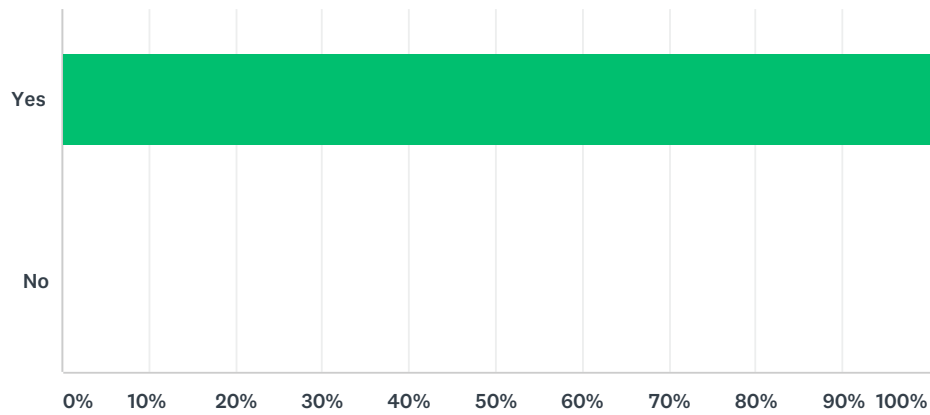
	YES	NO	TOTAL
Were you informed from the start where you could find help in case of any problems?	85.98% 92	14.02% 15	107
Were you informed from the start about arrangements in case of illness?	79.44% 85	20.56% 22	107
Did you experience any serious problems during the exchange?	14.95% 16	85.05% 91	107
If yes, was the problem adequately solved?	67.65% 23	32.35% 11	34

## Q21 Comments:

Answered: 11 Skipped: 101

## Q22 Did you have the opportunity to spend time in a local hospital on clinical placement?

Answered: 107 Skipped: 5

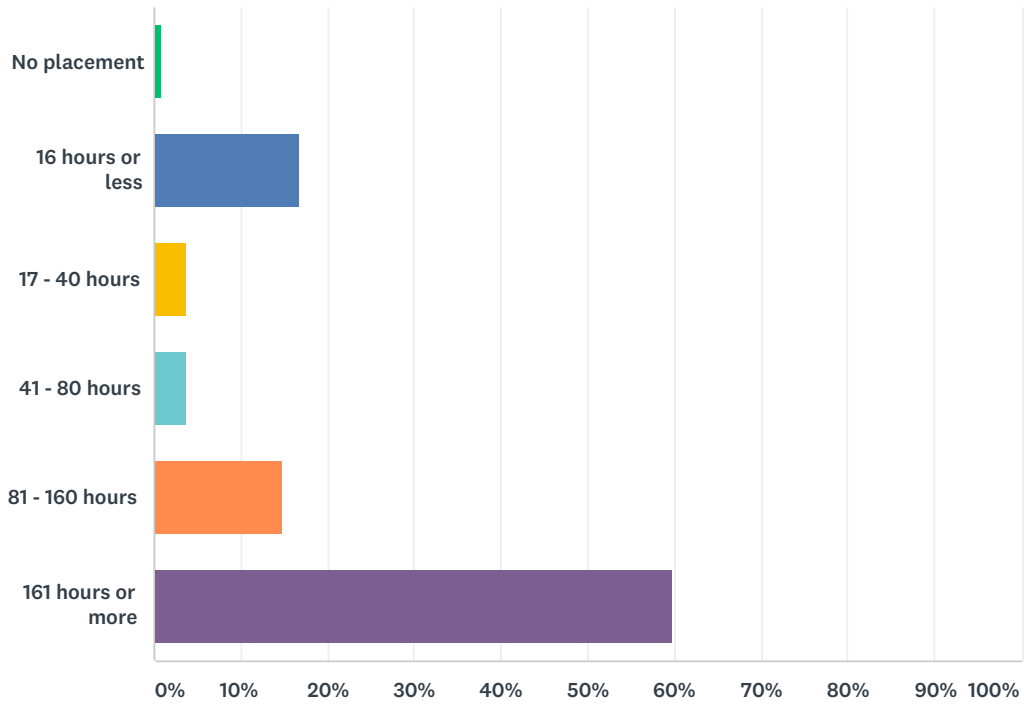


ANSWER CHOICES	RESPONSES	
Yes	100.00%	107
No	0.00%	0
TOTAL		107



## Q23 How many hours did you spend on placement?

Answered: 107 Skipped: 5



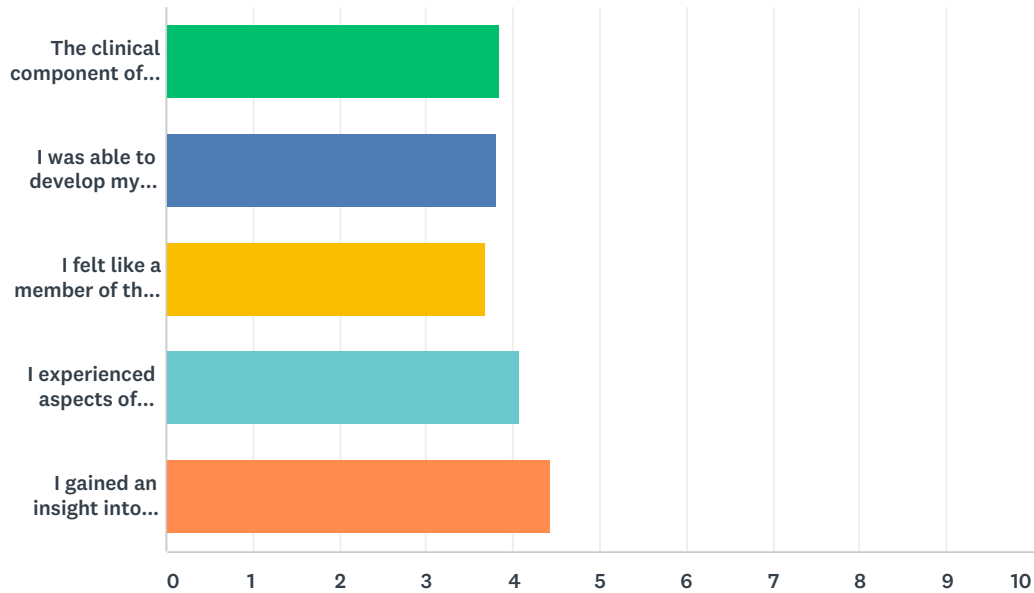
ANSWER CHOICES	RESPONSES	
No placement	0.93%	1
16 hours or less	16.82%	18
17 - 40 hours	3.74%	4
41 - 80 hours	3.74%	4
81 - 160 hours	14.95%	16
161 hours or more	59.81%	64
<b>TOTAL</b>		<b>107</b>

## Q24 Comments:

Answered: 25   Skipped: 87

## Q25 In relation to your clinical practice / placement during the programme please rate the following.

Answered: 107 Skipped: 5



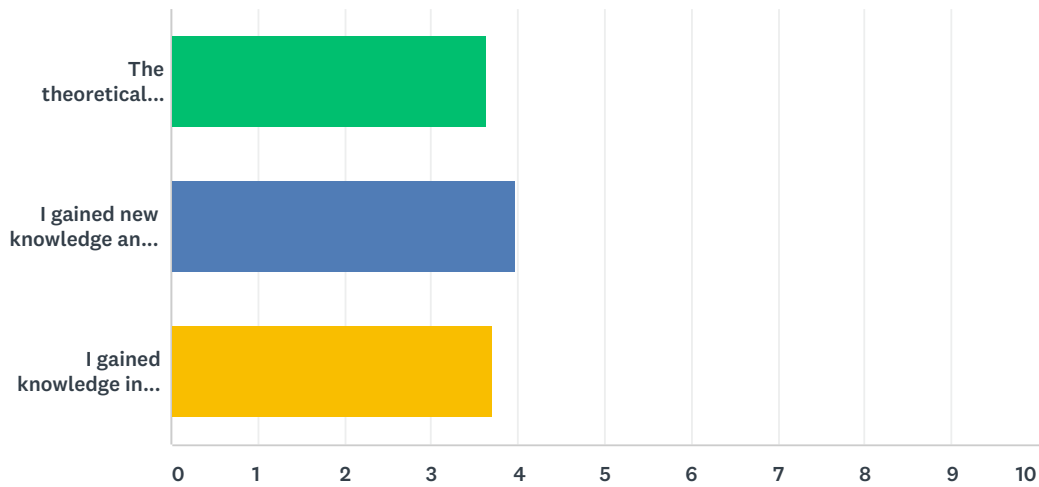
	STRONGLY DISAGREE	DISAGREE	NEITHER AGREE OR DISAGREE	AGREE	STRONGLY AGREE	TOTAL	WEIGHTED AVERAGE
The clinical component of the exchange met my expectations.	3.74% 4	8.41% 9	14.95% 16	45.79% 49	27.10% 29	107	3.84
I was able to develop my clinical skills.	4.67% 5	10.28% 11	14.02% 15	42.06% 45	28.97% 31	107	3.80
I felt like a member of the team while in clinical.	6.54% 7	11.21% 12	15.89% 17	39.25% 42	27.10% 29	107	3.69
I experienced aspects of clinical that I had not encountered in my own country.	0.93% 1	10.28% 11	3.74% 4	49.53% 53	35.51% 38	107	4.08
I gained an insight into the differences in radiography between my country and the host country.	0.93% 1	1.87% 2	2.80% 3	42.06% 45	52.34% 56	107	4.43

## Q26 Comments:

Answered: 18 Skipped: 94

**Q27 In relation to your theoretical lectures and other teaching sessions during the programme please rate the following.**

Answered: 106 Skipped: 6



	STRONGLY DISAGREE	DISAGREE	NEITHER AGREE OR DISAGREE	AGREE	STRONGLY AGREE	TOTAL	WEIGHTED AVERAGE
The theoretical component of the exchange met my expectations.	2.83% 3	16.04% 17	14.15% 15	47.17% 50	19.81% 21	106	3.65
I gained new knowledge and skills from the study units / modules.	0.94% 1	8.49% 9	11.32% 12	50.94% 54	28.30% 30	106	3.97
I gained knowledge in an area of radiography that I would not have gained in my own country.	1.89% 2	14.15% 15	20.75% 22	38.68% 41	24.53% 26	106	3.70

## Q28 Comments:

Answered: 21 Skipped: 91

**Q29 What was your overall impression of the Erasmus programme based on your personal experience? Your written comments are very important and will help guide future students in making their choice.**

Answered: 104 Skipped: 8