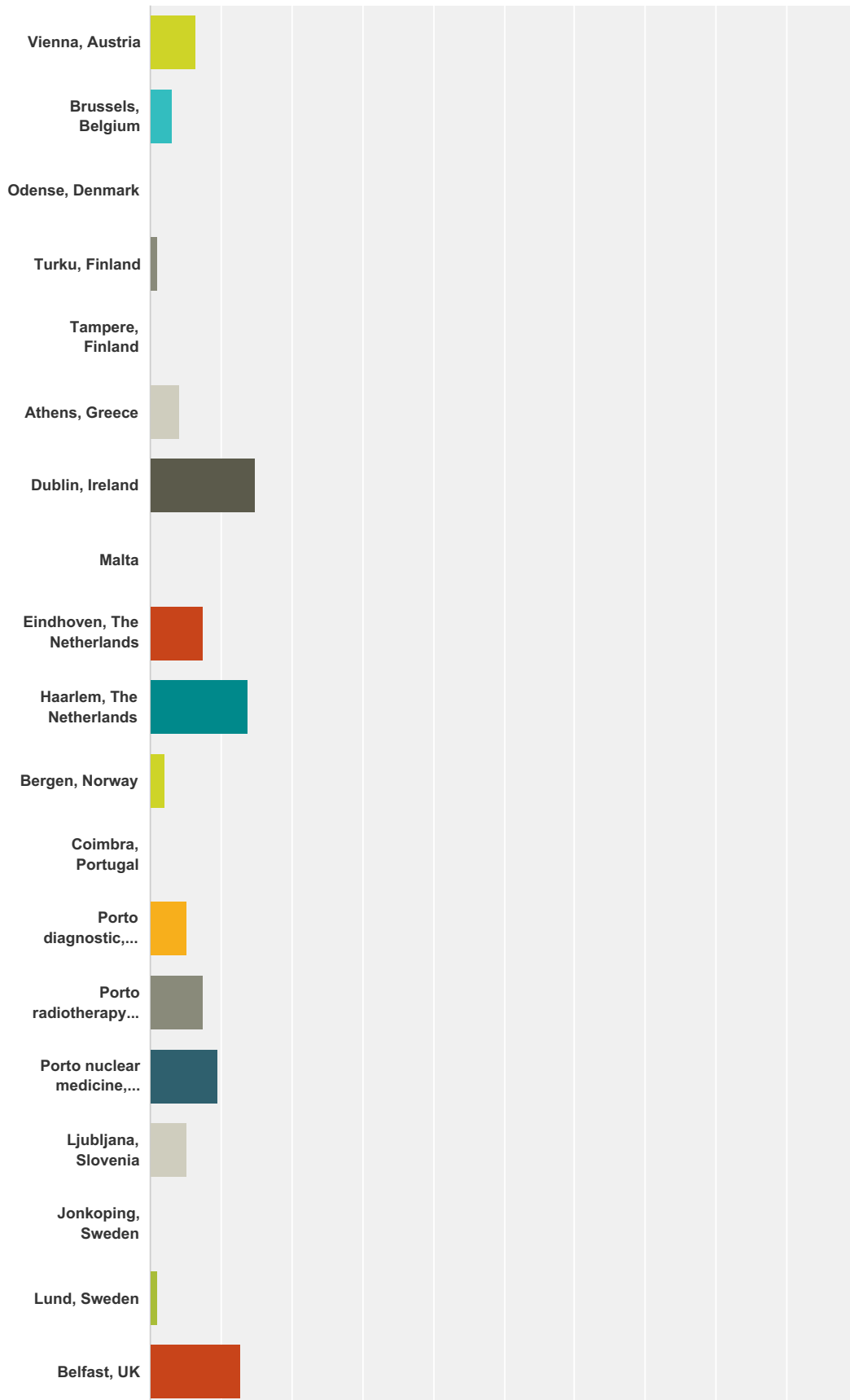
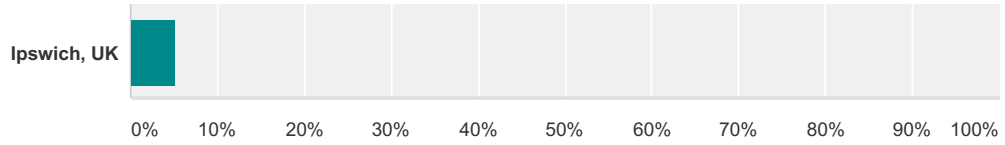


### Q1 My home university:

Answered: 94 Skipped: 0



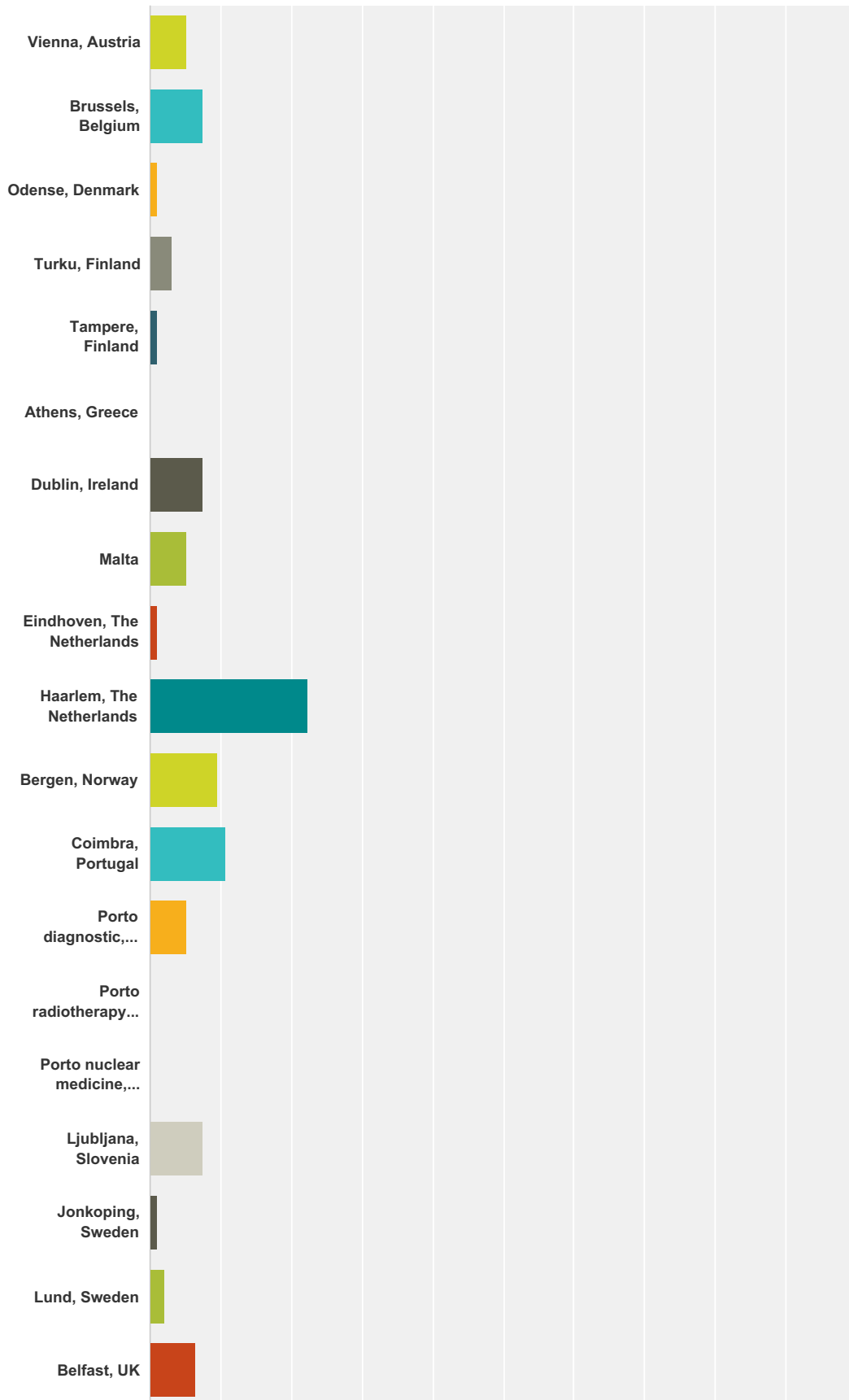
## ERG Overall Evaluation 2015



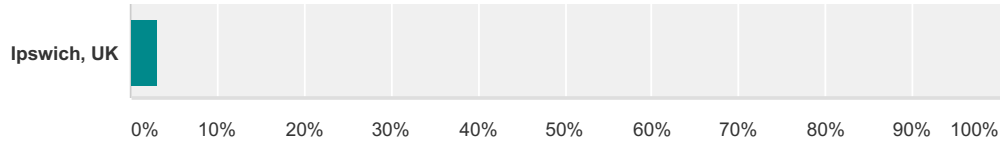
Answer Choices	Responses	
Vienna, Austria	6.38%	6
Brussels, Belgium	3.19%	3
Odense, Denmark	0.00%	0
Turku, Finland	1.06%	1
Tampere, Finland	0.00%	0
Athens, Greece	4.26%	4
Dublin, Ireland	14.89%	14
Malta	0.00%	0
Eindhoven, The Netherlands	7.45%	7
Haarlem, The Netherlands	13.83%	13
Bergen, Norway	2.13%	2
Coimbra, Portugal	0.00%	0
Porto diagnostic, Portugal	5.32%	5
Porto radiotherapy, Portugal	7.45%	7
Porto nuclear medicine, Portugal	9.57%	9
Ljubljana, Slovenia	5.32%	5
Jonkoping, Sweden	0.00%	0
Lund, Sweden	1.06%	1
Belfast, UK	12.77%	12
Ipswich, UK	5.32%	5
<b>Total</b>		<b>94</b>

### Q2 My Erasmus Destination:

Answered: 94 Skipped: 0



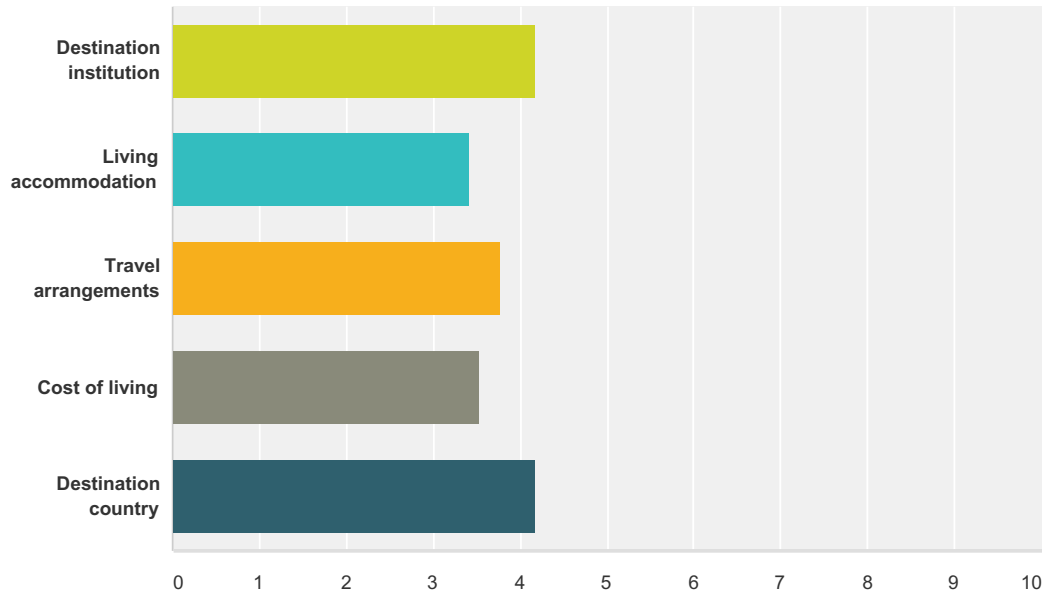
## ERG Overall Evaluation 2015



Answer Choices	Responses
Vienna, Austria	5.32% 5
Brussels, Belgium	7.45% 7
Odense, Denmark	1.06% 1
Turku, Finland	3.19% 3
Tampere, Finland	1.06% 1
Athens, Greece	0.00% 0
Dublin, Ireland	7.45% 7
Malta	5.32% 5
Eindhoven, The Netherlands	1.06% 1
Haarlem, The Netherlands	22.34% 21
Bergen, Norway	9.57% 9
Coimbra, Portugal	10.64% 10
Porto diagnostic, Portugal	5.32% 5
Porto radiotherapy, Portugal	0.00% 0
Porto nuclear medicine, Portugal	0.00% 0
Ljubljana, Slovenia	7.45% 7
Jonkoping, Sweden	1.06% 1
Lund, Sweden	2.13% 2
Belfast, UK	6.38% 6
Ipswich, UK	3.19% 3
<b>Total</b>	<b>94</b>

### Q3 Information received in advance on:

Answered: 92 Skipped: 2



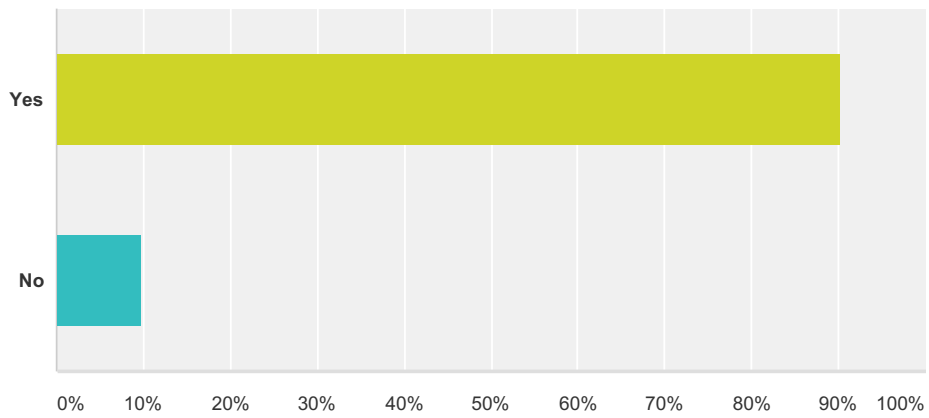
	Excellent	Good	Satisfactory	Below average	Poor	Total	Weighted Average
Destination institution	40.22% 37	40.22% 37	17.39% 16	2.17% 2	0.00% 0	92	4.18
Living accommodation	15.22% 14	39.13% 36	23.91% 22	17.39% 16	4.35% 4	92	3.43
Travel arrangements	23.91% 22	40.22% 37	28.26% 26	4.35% 4	3.26% 3	92	3.77
Cost of living	17.39% 16	35.87% 33	32.61% 30	10.87% 10	3.26% 3	92	3.53
Destination country	42.39% 39	36.96% 34	18.48% 17	1.09% 1	1.09% 1	92	4.18

**Q4 Any comments:**

Answered: 16 Skipped: 78

### Q5 Was it easy to travel from your country to your destination country?

Answered: 92 Skipped: 2



Answer Choices	Responses
Yes	90.22% 83
No	9.78% 9
<b>Total</b>	<b>92</b>

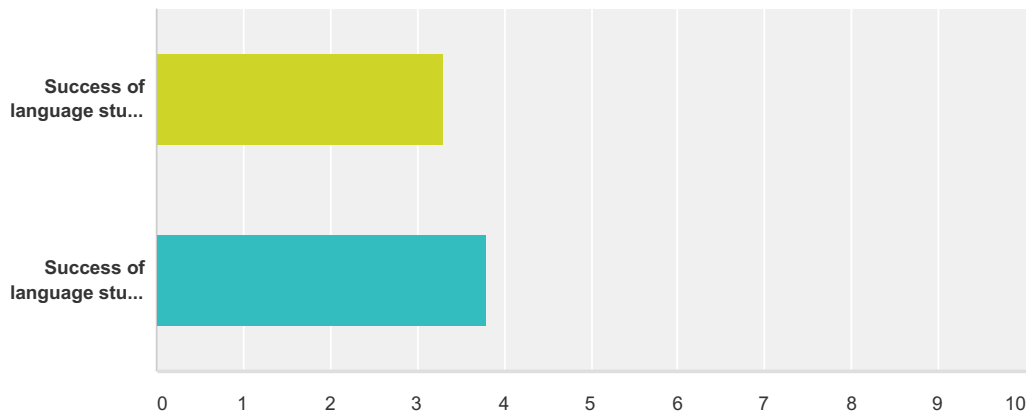
**Q6 Any comments:**

Answered: 17 Skipped: 77



**Q7 Please rate the following on the language support received:**

Answered: 92 Skipped: 2



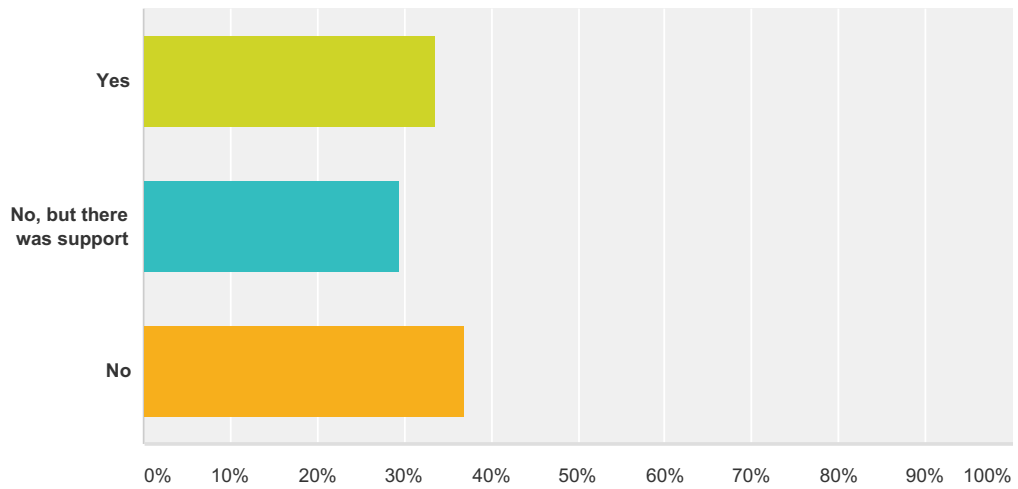
	Excellent	Good	Satisfactory	Below Average	Poor	Total	Weighted Average
Success of language study in your own home country before travelling:	20.65% 19	26.09% 24	28.26% 26	11.96% 11	13.04% 12	92	3.29
Success of language study in the destination country:	23.91% 22	42.39% 39	25.00% 23	6.52% 6	2.17% 2	92	3.79

**Q8 Comments:**

Answered: 19 Skipped: 75

### Q9 Was your accommodation arranged for you by the destination University?

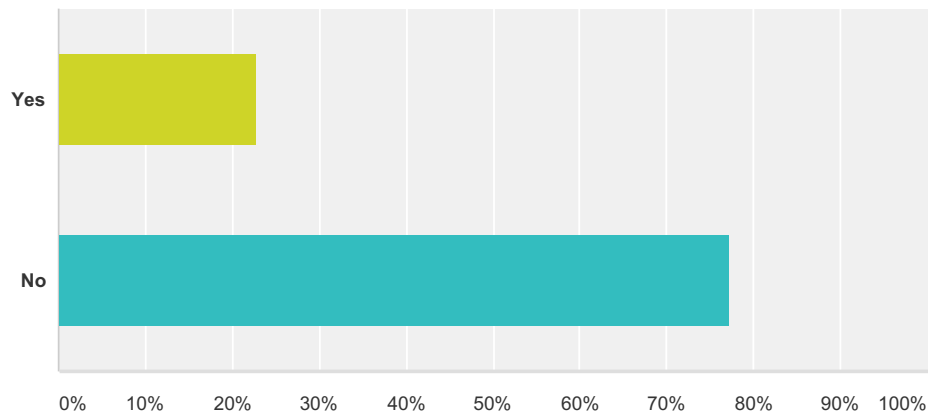
Answered: 92 Skipped: 2



Answer Choices	Responses	
Yes	33.70%	31
No, but there was support	29.35%	27
No	36.96%	34
<b>Total</b>		<b>92</b>

### Q10 Did you have any difficulty in finding the location of your accommodation?

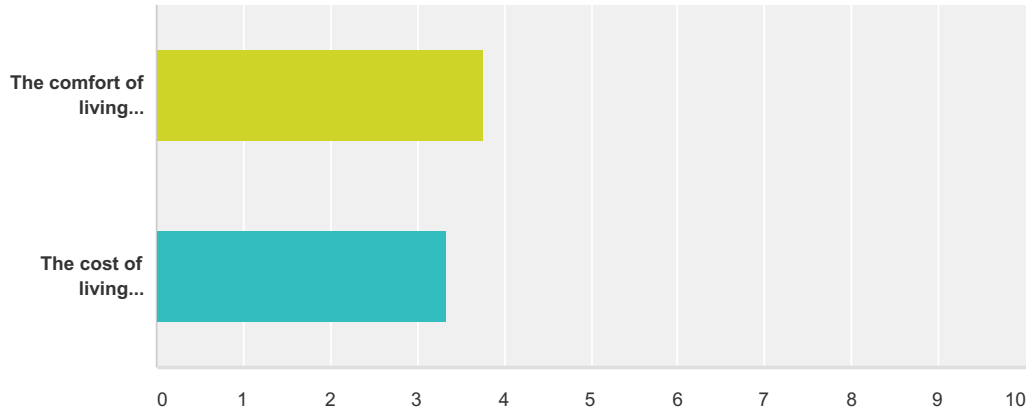
Answered: 92 Skipped: 2



Answer Choices	Responses	
Yes	22.83%	21
No	77.17%	71
<b>Total</b>		<b>92</b>

### Q11 Accommodation in destination country:

Answered: 92 Skipped: 2



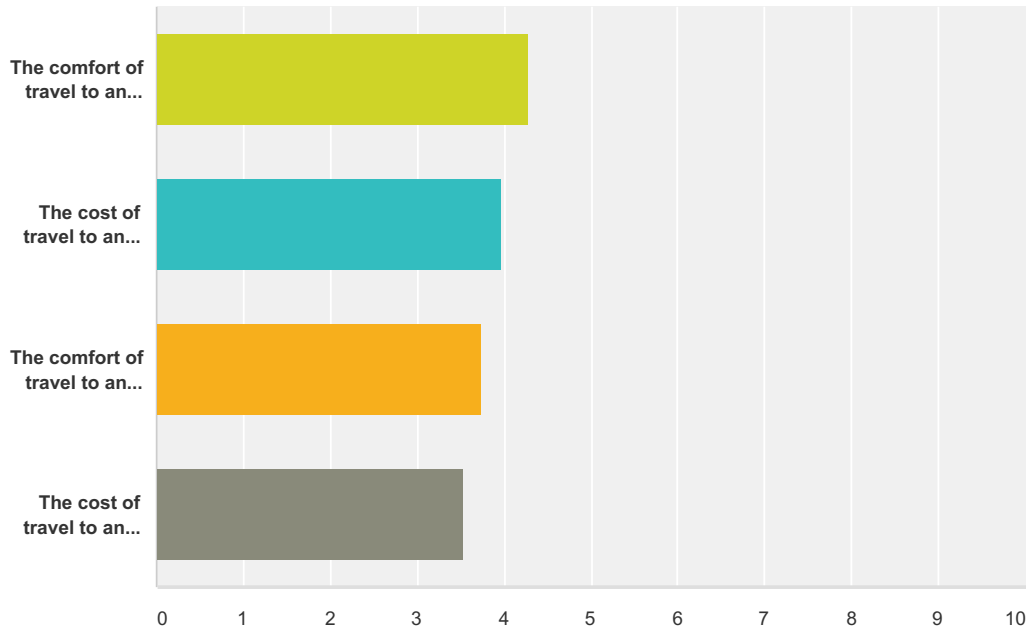
	Excellent	Good	Satisfactory	Below Average	Poor	Total	Weighted Average
The comfort of living accommodation was:	27.17% 25	35.87% 33	21.74% 20	15.22% 14	0.00% 0	92	3.75
The cost of living accommodation was:	13.04% 12	34.78% 32	30.43% 28	15.22% 14	6.52% 6	92	3.33

**Q12 Comments:**

Answered: 23 Skipped: 71

### Q13 Travel to School and hospital

Answered: 92 Skipped: 2



	Excellent	Good	Satisfactory	Below Average	Poor	N/A	Total	Weighted Average
The comfort of travel to and from the School was:	45.65% 42	35.87% 33	14.13% 13	1.09% 1	1.09% 1	2.17% 2	92	4.27
The cost of travel to and from the School was:	44.57% 41	21.74% 20	19.57% 18	4.35% 4	6.52% 6	3.26% 3	92	3.97
The comfort of travel to and from the hospital was:	25.00% 23	39.13% 36	25.00% 23	3.26% 3	6.52% 6	1.09% 1	92	3.74
The cost of travel to and from the hospital was:	29.35% 27	25.00% 23	22.83% 21	10.87% 10	10.87% 10	1.09% 1	92	3.52

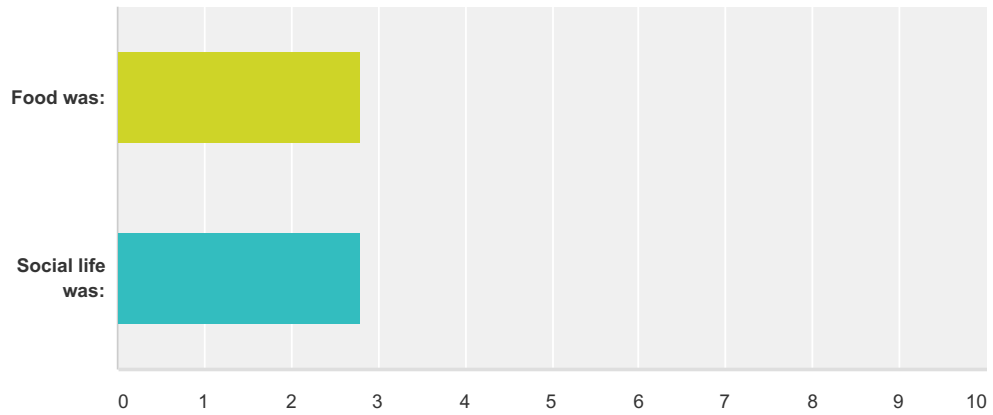
**Q14 Comments:**

Answered: 18 Skipped: 76



### Q15 Cost of living

Answered: 92 Skipped: 2



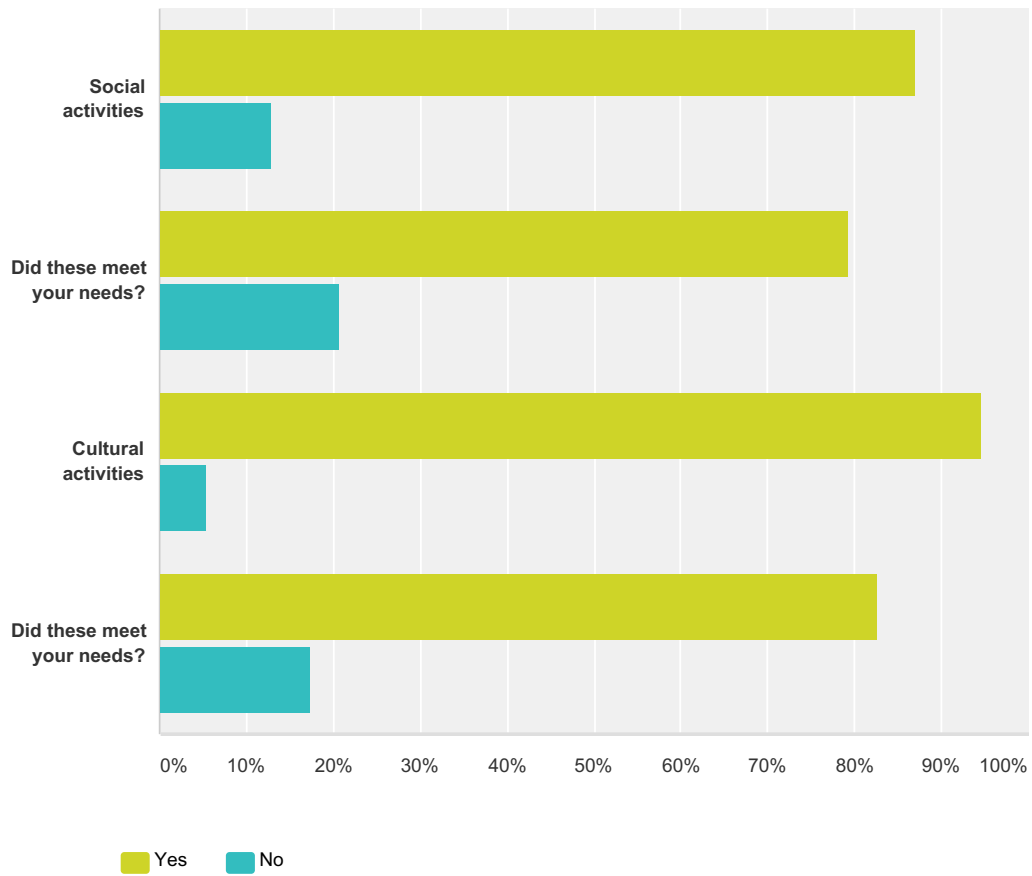
	Very Expensive	Expensive	Same as at home	Cheap	Very Cheap	Total	Weighted Average
Food was:	11.96% 11	27.17% 25	36.96% 34	17.39% 16	6.52% 6	92	2.79
Social life was:	22.83% 21	23.91% 22	14.13% 13	28.26% 26	10.87% 10	92	2.80

**Q16 Comments:**

Answered: 8 Skipped: 86

### Q17 Were there activities organised in which you could take part?

Answered: 92 Skipped: 2



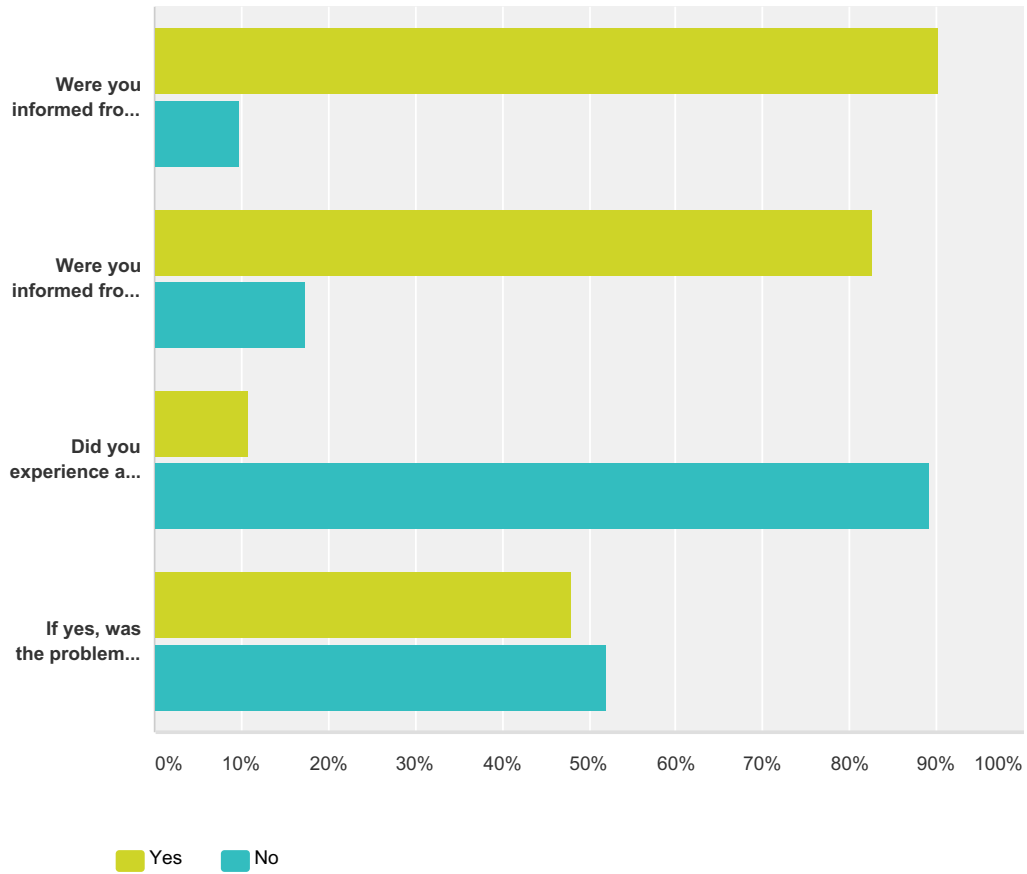
	Yes	No	Total
Social activities	86.96% 80	13.04% 12	92
Did these meet your needs?	79.35% 73	20.65% 19	92
Cultural activities	94.57% 87	5.43% 5	92
Did these meet your needs?	82.61% 76	17.39% 16	92

**Q18 Comments:**

Answered: 17 Skipped: 77

### Q19 In relation to emergencies or ill-health

Answered: 92 Skipped: 2



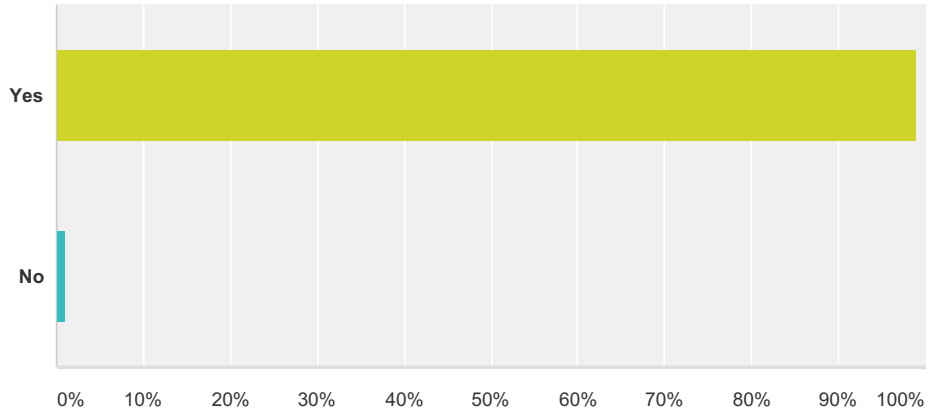
	Yes	No	Total
Were you informed from the start where you could find help in case of any problems?	90.22% 83	9.78% 9	92
Were you informed from the start about arrangements in case of illness?	82.61% 76	17.39% 16	92
Did you experience any serious problems during the exchange?	10.87% 10	89.13% 82	92
If yes, was the problem adequately solved?	48.00% 12	52.00% 13	25

**Q20 Comments:**

Answered: 8 Skipped: 86

**Q21 Did you have the opportunity to spend time in a local hospital on clinical placement?**

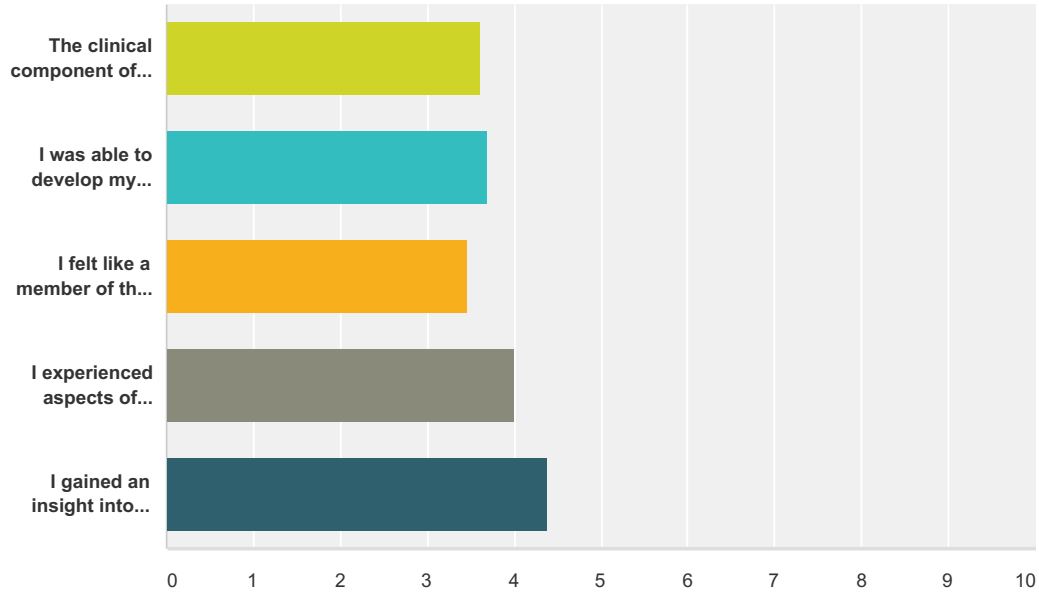
Answered: 92 Skipped: 2



Answer Choices	Responses
Yes	98.91% 91
No	1.09% 1
<b>Total</b>	<b>92</b>

**Q22 In relation to your clinical practice / placement during the programme please rate the following.**

Answered: 90 Skipped: 4



	Strongly disagree	Disagree	Neither Agree or Disagree	Agree	Strongly Agree	Total	Weighted Average
The clinical component of the exchange met my expectations.	8.89% 8	8.89% 8	18.89% 17	38.89% 35	24.44% 22	90	3.61
I was able to develop my clinical skills.	7.78% 7	8.89% 8	16.67% 15	38.89% 35	27.78% 25	90	3.70
I felt like a member of the team while in clinical.	11.11% 10	15.56% 14	14.44% 13	33.33% 30	25.56% 23	90	3.47
I experienced aspects of clinical that I had not encountered in my own country.	4.44% 4	4.44% 4	11.11% 10	45.56% 41	34.44% 31	90	4.01
I gained an insight into the differences in radiography between my country and the host country.	2.22% 2	1.11% 1	4.44% 4	40.00% 36	52.22% 47	90	4.39

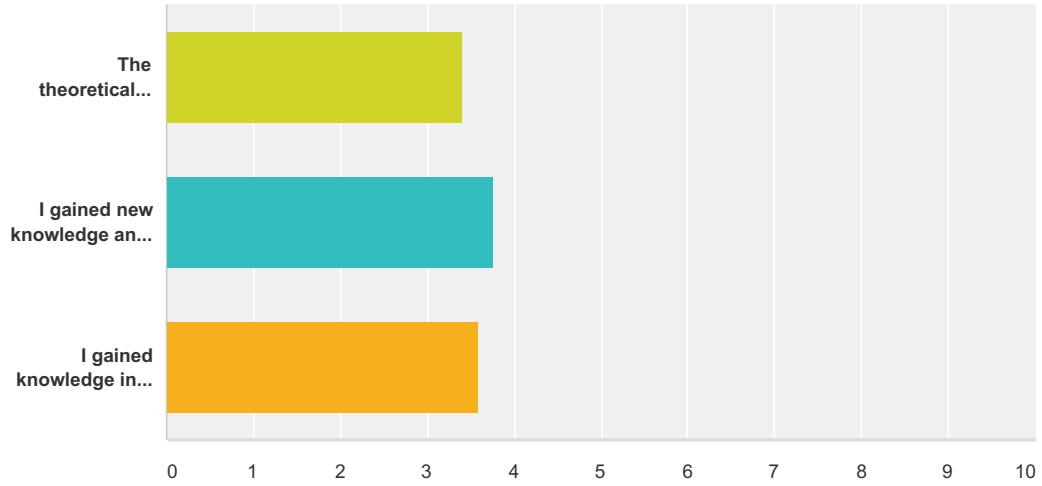


**Q23 Comments:**

Answered: 19 Skipped: 75

**Q24 In relation to your theoretical lectures and other teaching sessions during the programme please rate the following.**

Answered: 91 Skipped: 3



	Strongly disagree	Disagree	Neither Agree or Disagree	Agree	Strongly Agree	Total	Weighted Average
The theoretical component of the exchange met my expectations.	3.30% 3	20.88% 19	24.18% 22	35.16% 32	16.48% 15	91	3.41
I gained new knowledge and skills from the study units / modules.	7.69% 7	5.49% 5	18.68% 17	39.56% 36	28.57% 26	91	3.76
I gained knowledge in an area of radiography that I would not have gained in my own country.	8.79% 8	10.99% 10	18.68% 17	34.07% 31	27.47% 25	91	3.60

**Q25 Comments:**

Answered: 17 Skipped: 77

**Q26 What was your overall impression of the Erasmus programme based on your personal experience? Your written comments are very important and will help guide future students in making their choice.**

Answered: 79 Skipped: 15