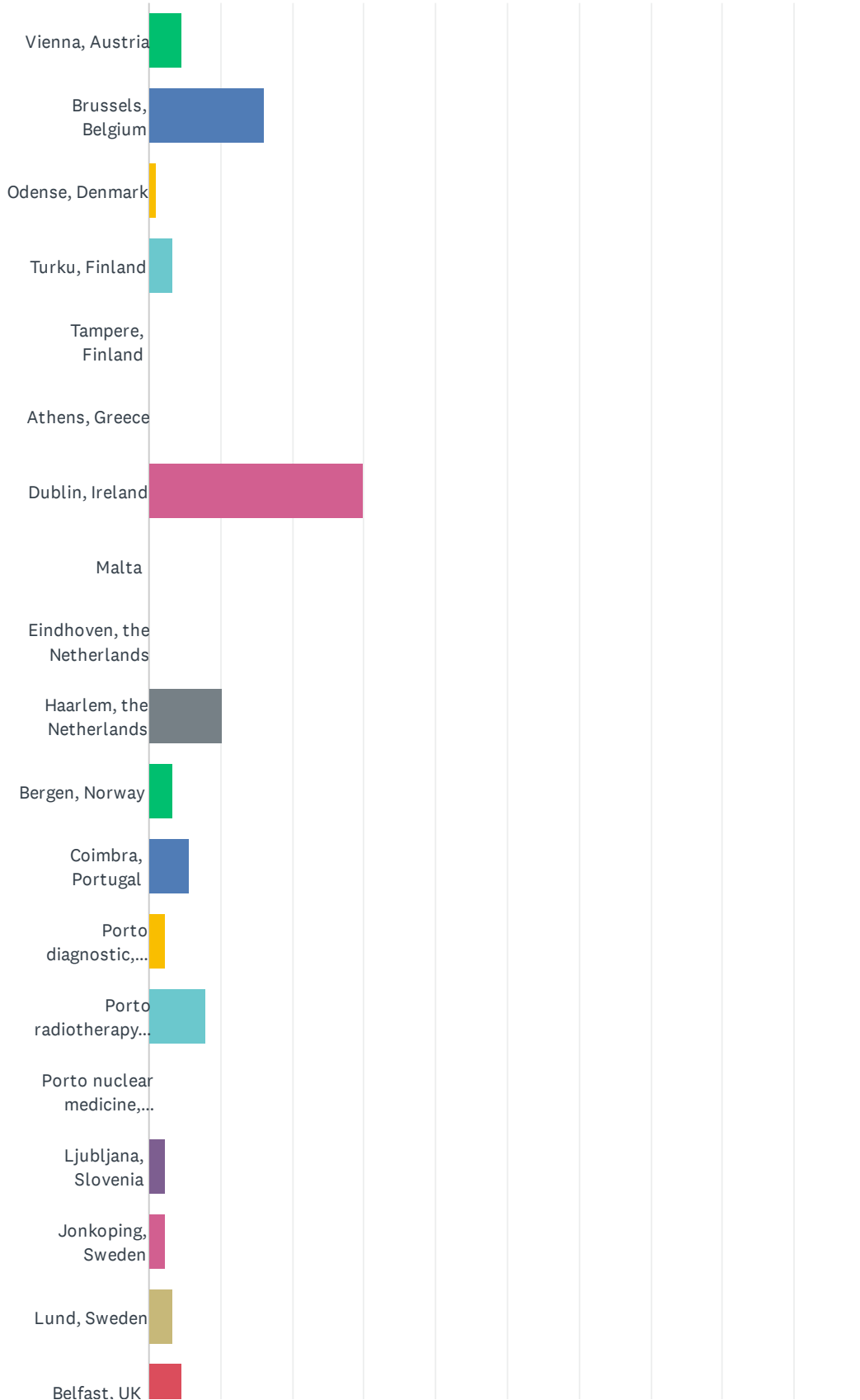
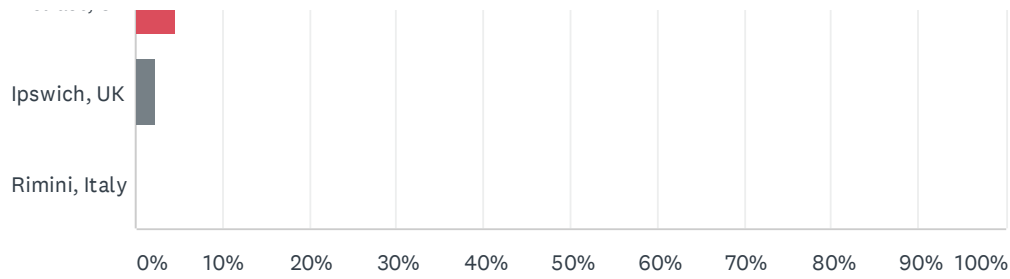


Q1 My home university:

Answered: 87 Skipped: 0



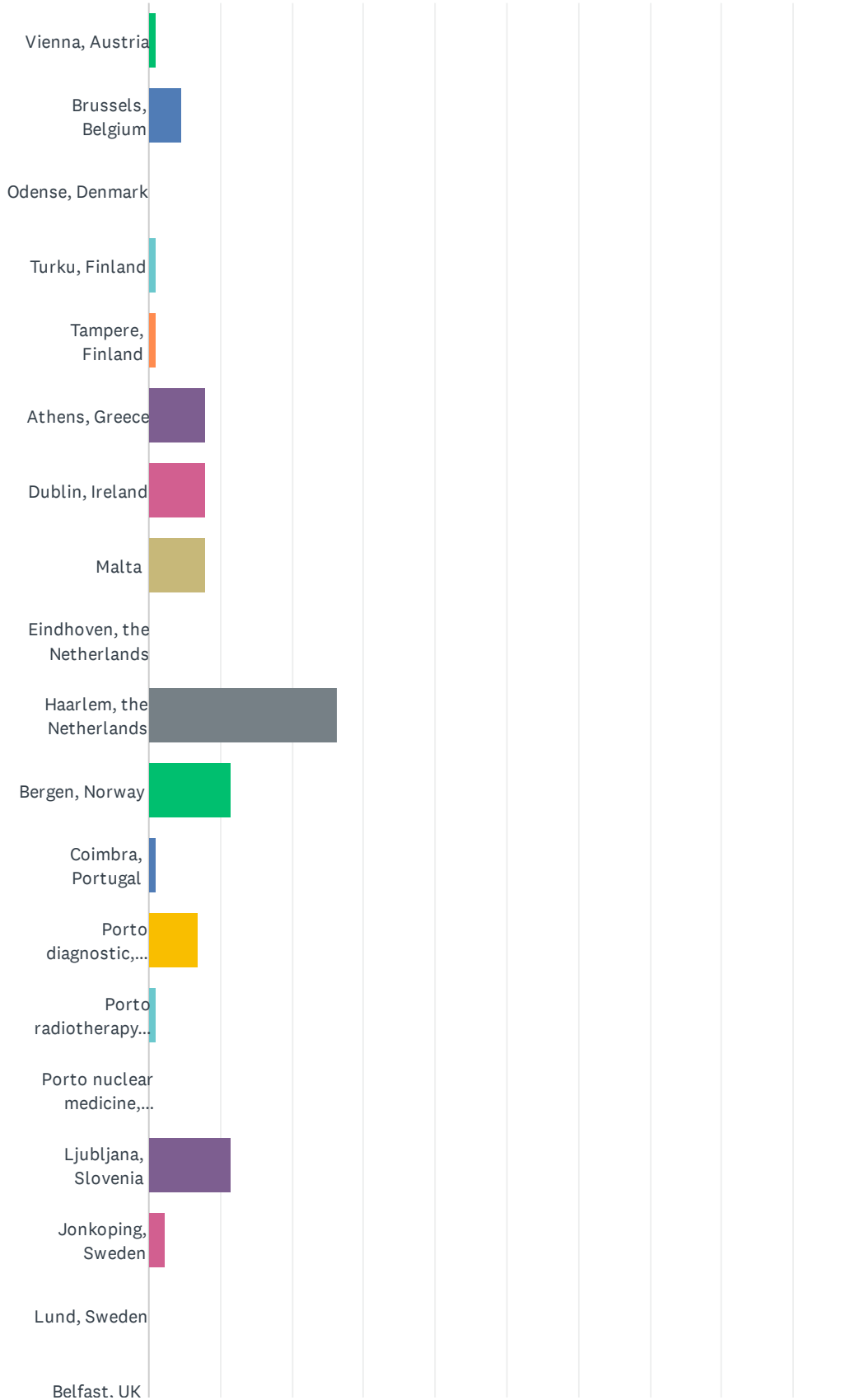
ERG Overall Evaluation 2020



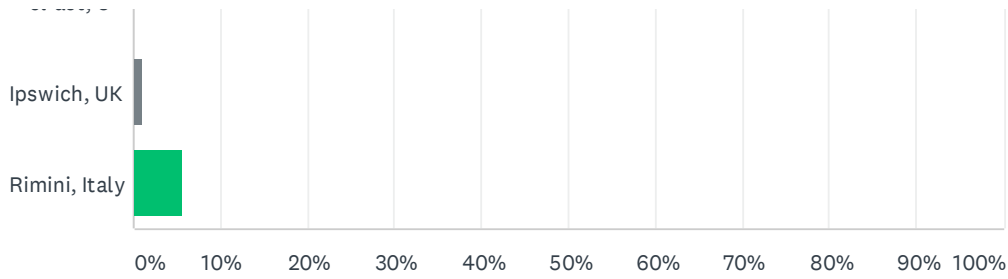
ANSWER CHOICES	RESPONSES	
Vienna, Austria	4.60%	4
Brussels, Belgium	16.09%	14
Odense, Denmark	1.15%	1
Turku, Finland	3.45%	3
Tampere, Finland	0.00%	0
Athens, Greece	0.00%	0
Dublin, Ireland	29.89%	26
Malta	0.00%	0
Eindhoven, the Netherlands	0.00%	0
Haarlem, the Netherlands	10.34%	9
Bergen, Norway	3.45%	3
Coimbra, Portugal	5.75%	5
Porto diagnostic, Portugal	2.30%	2
Porto radiotherapy, Portugal	8.05%	7
Porto nuclear medicine, Portugal	0.00%	0
Ljubljana, Slovenia	2.30%	2
Jonkoping, Sweden	2.30%	2
Lund, Sweden	3.45%	3
Belfast, UK	4.60%	4
Ipswich, UK	2.30%	2
Rimini, Italy	0.00%	0
TOTAL		87

Q2 My Erasmus Destination:

Answered: 87 Skipped: 0



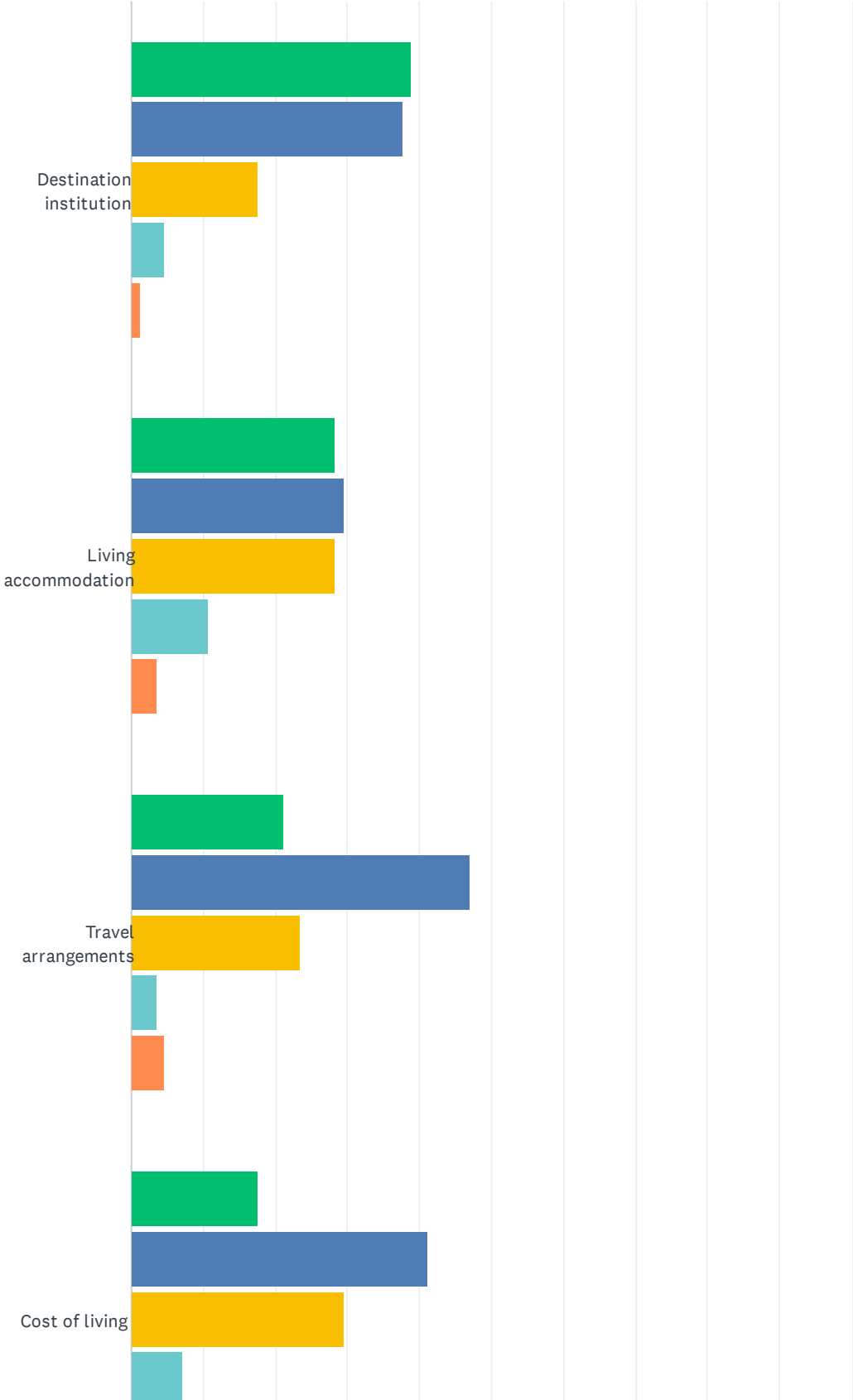
ERG Overall Evaluation 2020



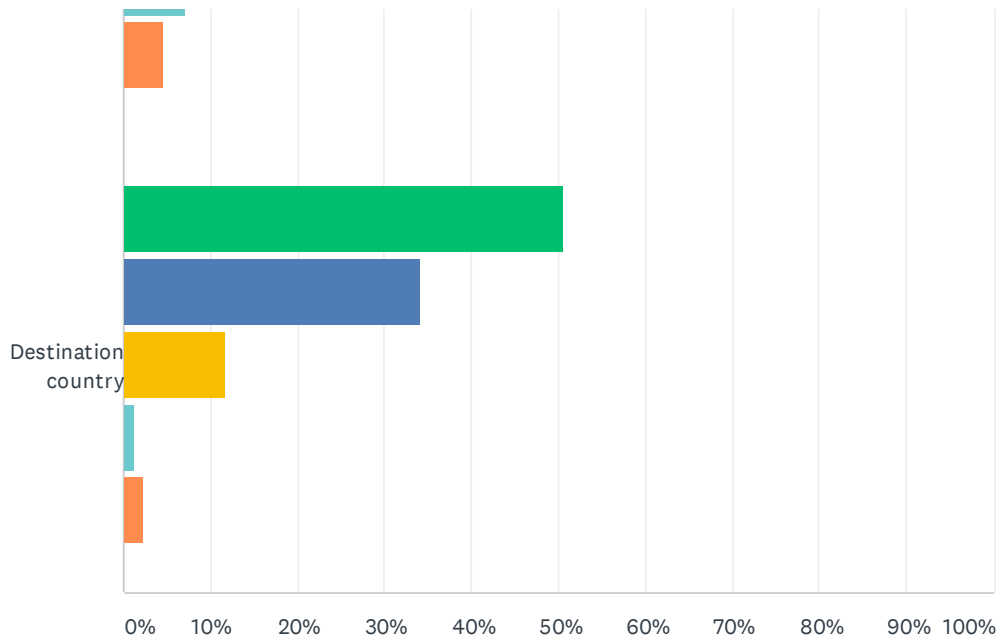
ANSWER CHOICES	RESPONSES	
Vienna, Austria	1.15%	1
Brussels, Belgium	4.60%	4
Odense, Denmark	0.00%	0
Turku, Finland	1.15%	1
Tampere, Finland	1.15%	1
Athens, Greece	8.05%	7
Dublin, Ireland	8.05%	7
Malta	8.05%	7
Eindhoven, the Netherlands	0.00%	0
Haarlem, the Netherlands	26.44%	23
Bergen, Norway	11.49%	10
Coimbra, Portugal	1.15%	1
Porto diagnostic, Portugal	6.90%	6
Porto radiotherapy, Portugal	1.15%	1
Porto nuclear medicine, Portugal	0.00%	0
Ljubljana, Slovenia	11.49%	10
Jonkoping, Sweden	2.30%	2
Lund, Sweden	0.00%	0
Belfast, UK	0.00%	0
Ipswich, UK	1.15%	1
Rimini, Italy	5.75%	5
TOTAL		87

Q3 Information received in advance on:

Answered: 85 Skipped: 2



ERG Overall Evaluation 2020



■ Excellent
 ■ Good
 ■ Satisfactory
 ■ Below average
 ■ Poor

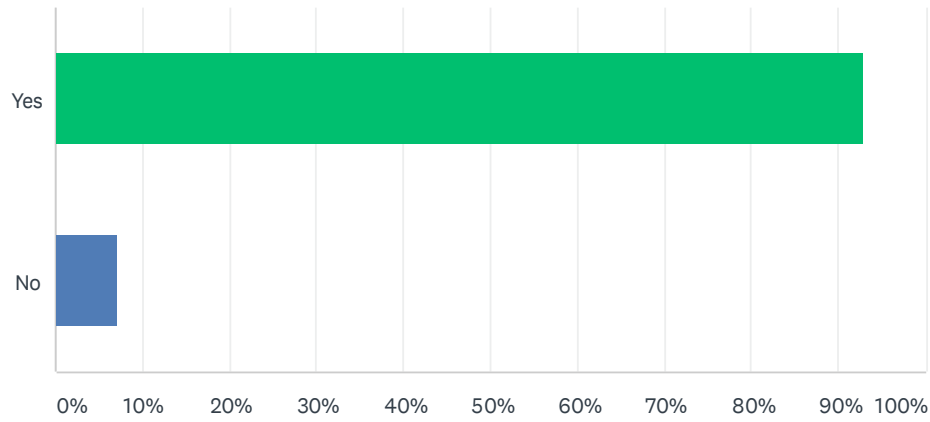
	EXCELLENT	GOOD	SATISFACTORY	BELOW AVERAGE	POOR	TOTAL	WEIGHTED AVERAGE
Destination institution	38.82% 33	37.65% 32	17.65% 15	4.71% 4	1.18% 1	85	4.08
Living accommodation	28.24% 24	29.41% 25	28.24% 24	10.59% 9	3.53% 3	85	3.68
Travel arrangements	21.18% 18	47.06% 40	23.53% 20	3.53% 3	4.71% 4	85	3.76
Cost of living	17.65% 15	41.18% 35	29.41% 25	7.06% 6	4.71% 4	85	3.60
Destination country	50.59% 43	34.12% 29	11.76% 10	1.18% 1	2.35% 2	85	4.29

Q4 Comments:

Answered: 20 Skipped: 67

Q5 Was it easy to travel from your country to your destination country?

Answered: 85 Skipped: 2



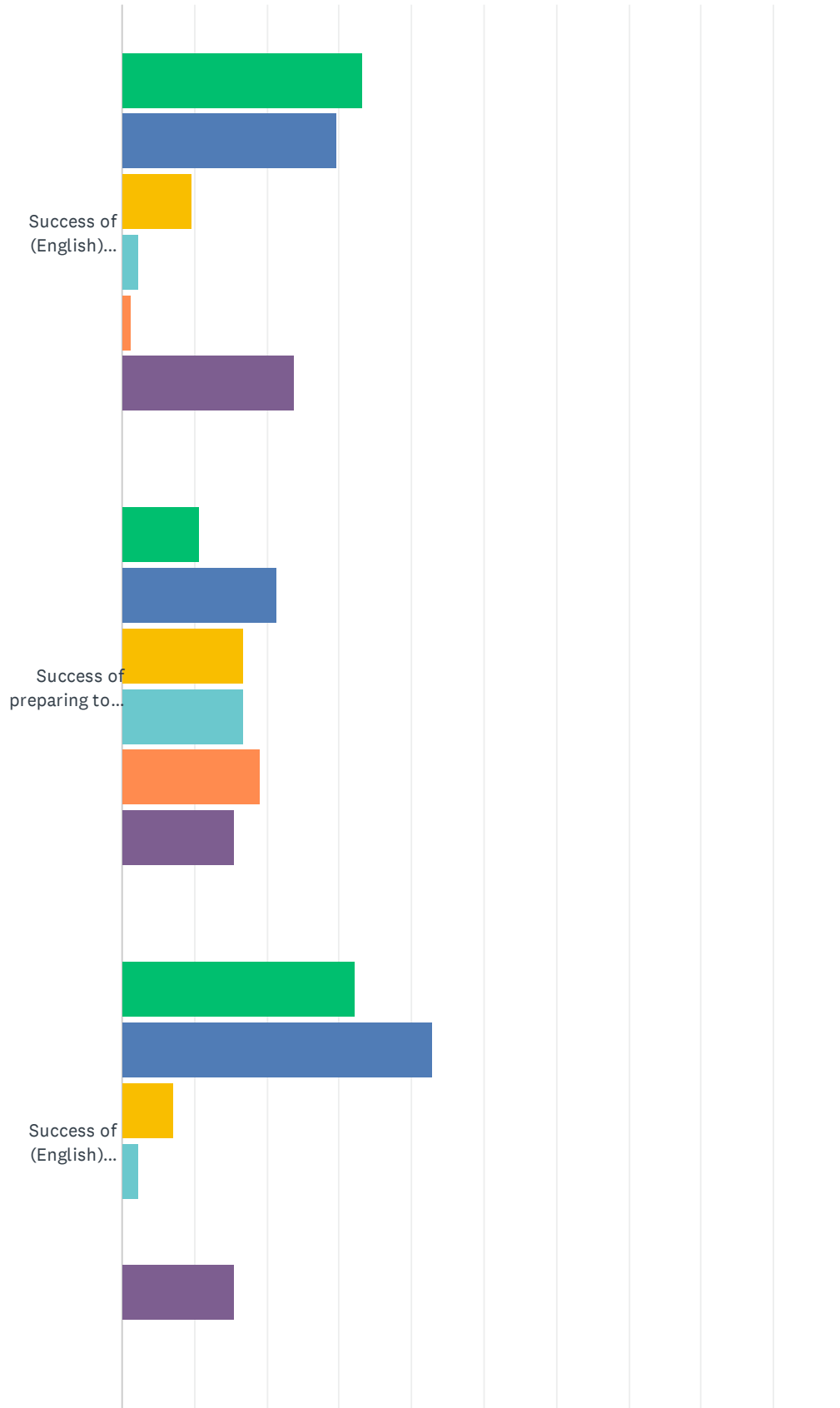
ANSWER CHOICES	RESPONSES	
Yes	92.94%	79
No	7.06%	6
TOTAL		85

Q6 Comments:

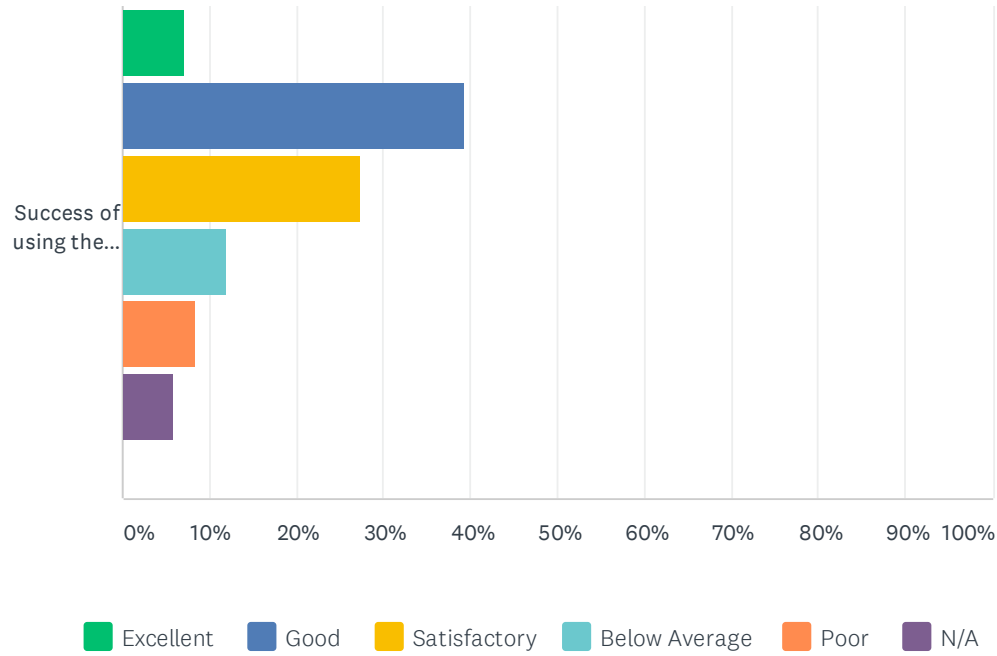
Answered: 18 Skipped: 69

Q7 Please rate the following on the language preparation:

Answered: 84 Skipped: 3



ERG Overall Evaluation 2020



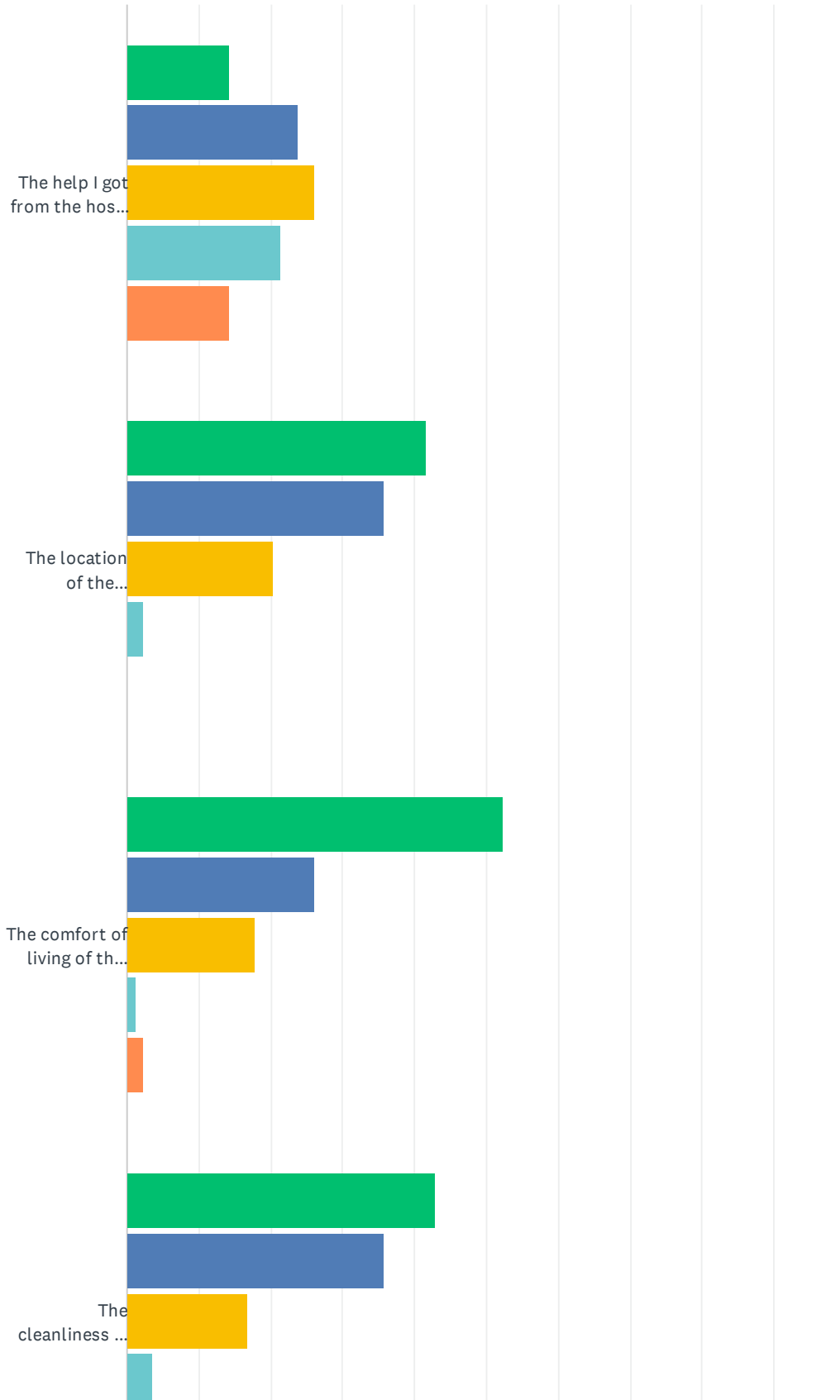
	EXCELLENT	GOOD	SATISFACTORY	BELOW AVERAGE	POOR	N/A	TOTAL	WEIGHTED AVERAGE
Success of (English) language study in your own home country before travelling:	33.33% 28	29.76% 25	9.52% 8	2.38% 2	1.19% 1	23.81% 20	84	4.20
Success of preparing to speak the host (native) language in your own home country before travelling:	10.71% 9	21.43% 18	16.67% 14	16.67% 14	19.05% 16	15.48% 13	84	2.86
Success of (English) language study in the destination country:	32.14% 27	42.86% 36	7.14% 6	2.38% 2	0.00% 0	15.48% 13	84	4.24
Success of using the (native) language during the exchange:	7.14% 6	39.29% 33	27.38% 23	11.90% 10	8.33% 7	5.95% 5	84	3.27

Q8 Comments:

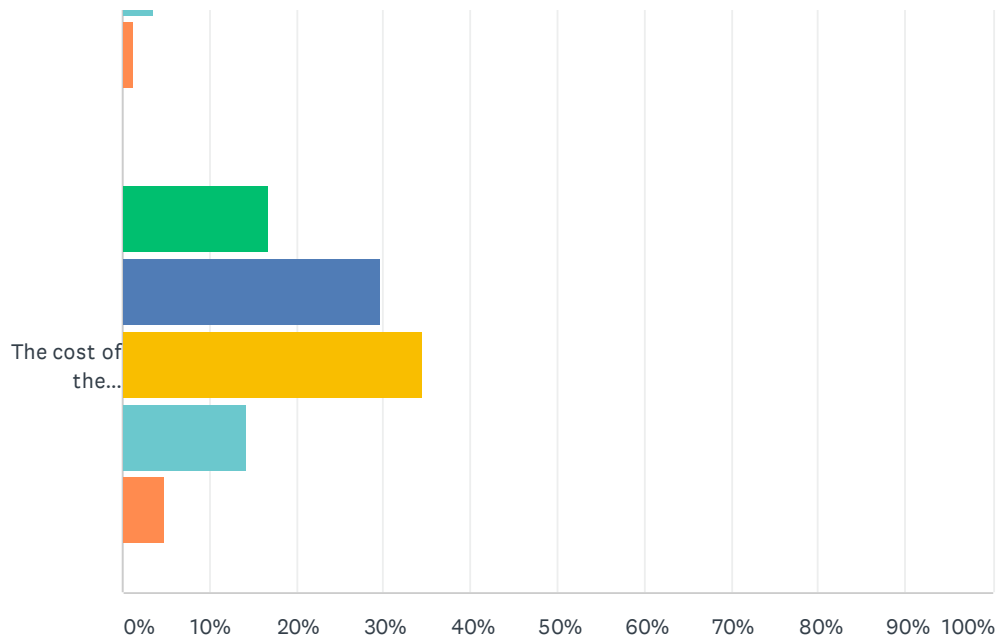
Answered: 18 Skipped: 69

Q9 Please tell us about your accommodation:

Answered: 84 Skipped: 3



ERG Overall Evaluation 2020



■ Excellent
 ■ Good
 ■ Satisfactory
 ■ Below Average
 ■ Poor

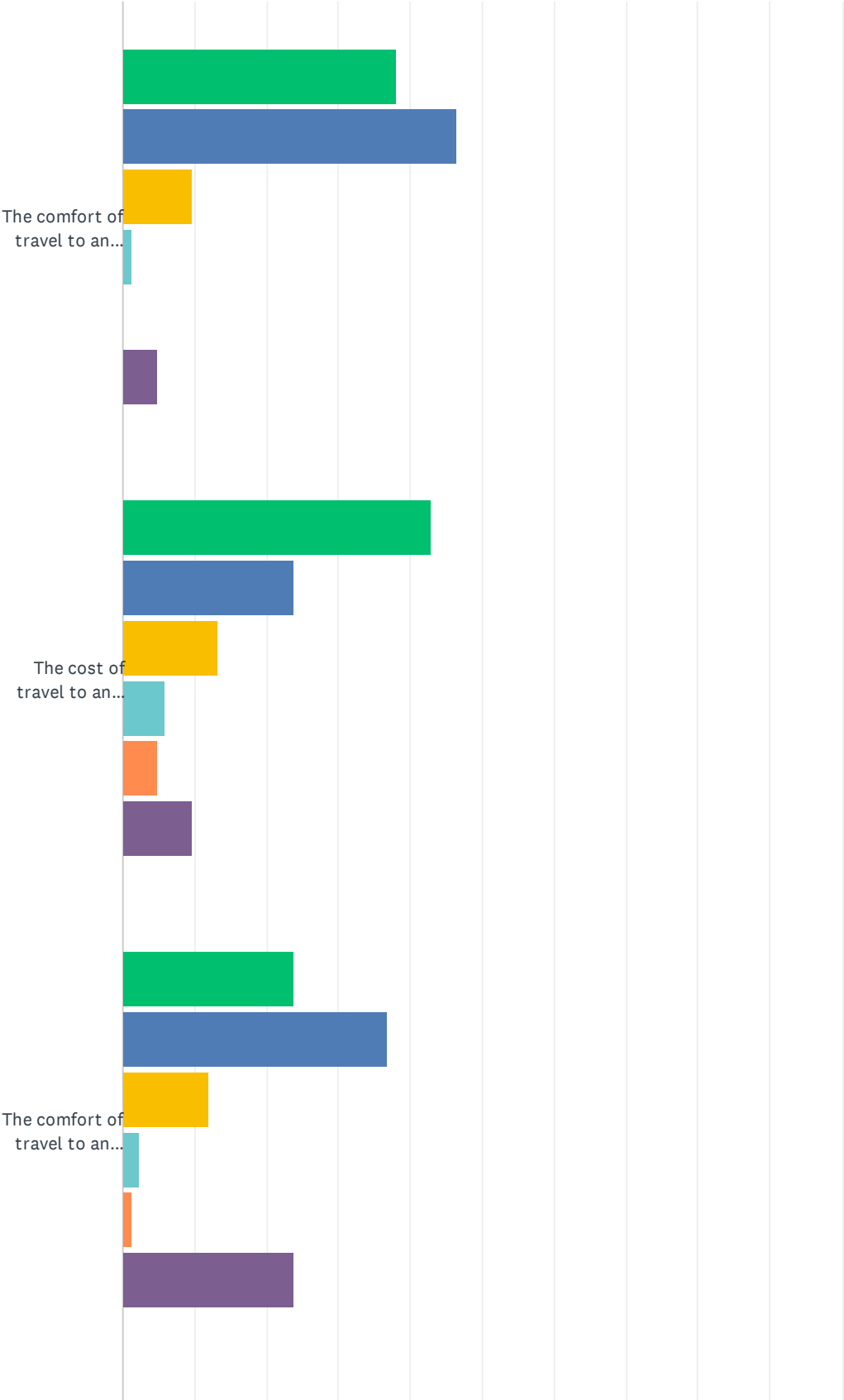
	EXCELLENT	GOOD	SATISFACTORY	BELOW AVERAGE	POOR	TOTAL	WEIGHTED AVERAGE
The help I got from the host institute in finding accommodation was:	14.29% 12	23.81% 20	26.19% 22	21.43% 18	14.29% 12	84	3.02
The location of the accommodation was:	41.67% 35	35.71% 30	20.24% 17	2.38% 2	0.00% 0	84	4.17
The comfort of living of the accommodation was:	52.38% 44	26.19% 22	17.86% 15	1.19% 1	2.38% 2	84	4.25
The cleanliness of the accommodation was:	42.86% 36	35.71% 30	16.67% 14	3.57% 3	1.19% 1	84	4.15
The cost of the accommodation was:	16.67% 14	29.76% 25	34.52% 29	14.29% 12	4.76% 4	84	3.39

Q10 Comments:

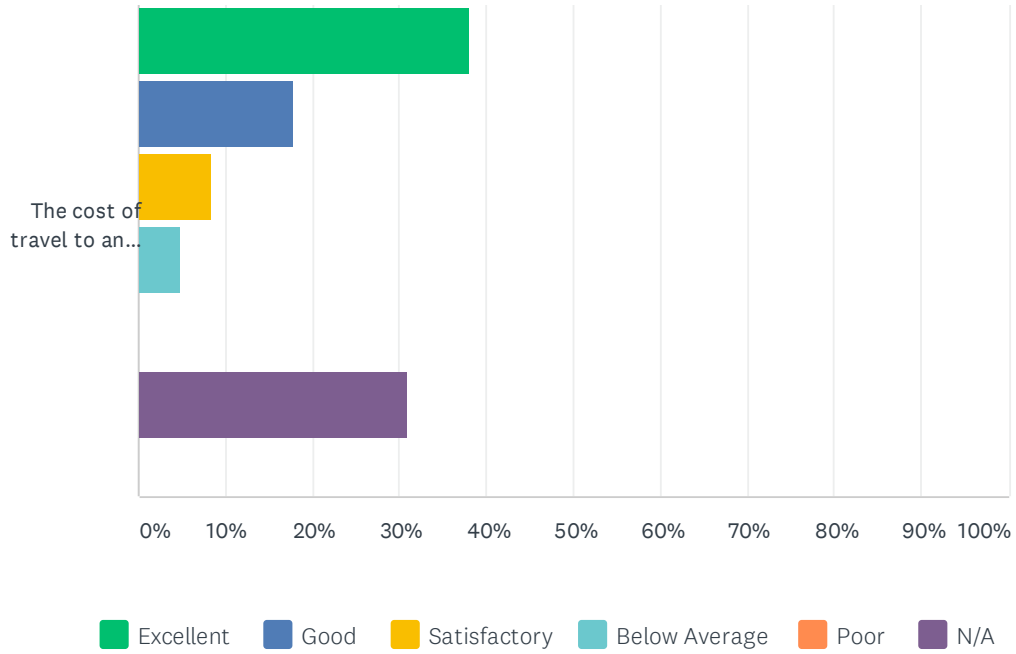
Answered: 19 Skipped: 68

Q11 Travel to School and hospital

Answered: 84 Skipped: 3



ERG Overall Evaluation 2020



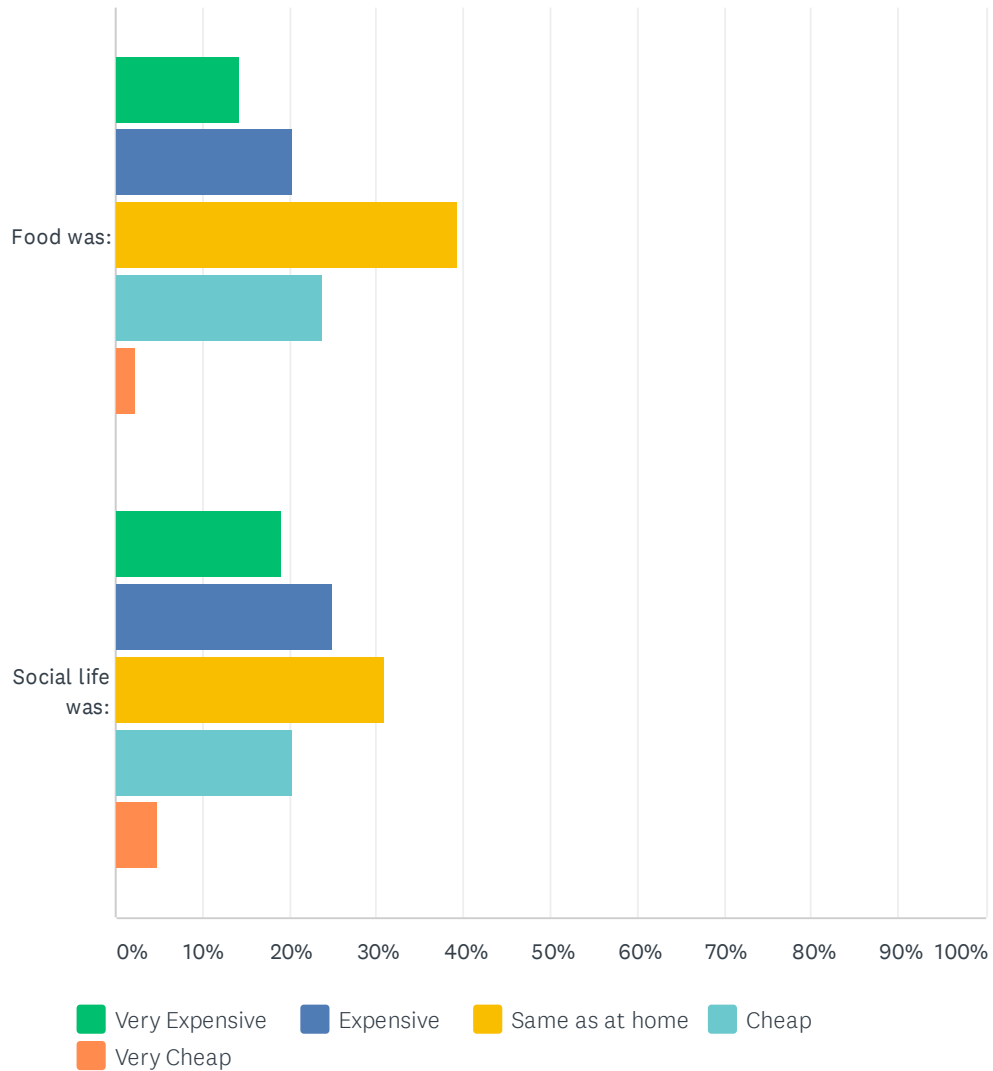
	EXCELLENT	GOOD	SATISFACTORY	BELOW AVERAGE	POOR	N/A	TOTAL	WEIGHTED AVERAGE
The comfort of travel to and from the School was:	38.10% 32	46.43% 39	9.52% 8	1.19% 1	0.00% 0	4.76% 4	84	4.28
The cost of travel to and from the School was:	42.86% 36	23.81% 20	13.10% 11	5.95% 5	4.76% 4	9.52% 8	84	4.04
The comfort of travel to and from the hospital was:	23.81% 20	36.90% 31	11.90% 10	2.38% 2	1.19% 1	23.81% 20	84	4.05
The cost of travel to and from the hospital was:	38.10% 32	17.86% 15	8.33% 7	4.76% 4	0.00% 0	30.95% 26	84	4.29

Q12 Comments:

Answered: 22 Skipped: 65

Q13 Cost of living

Answered: 84 Skipped: 3



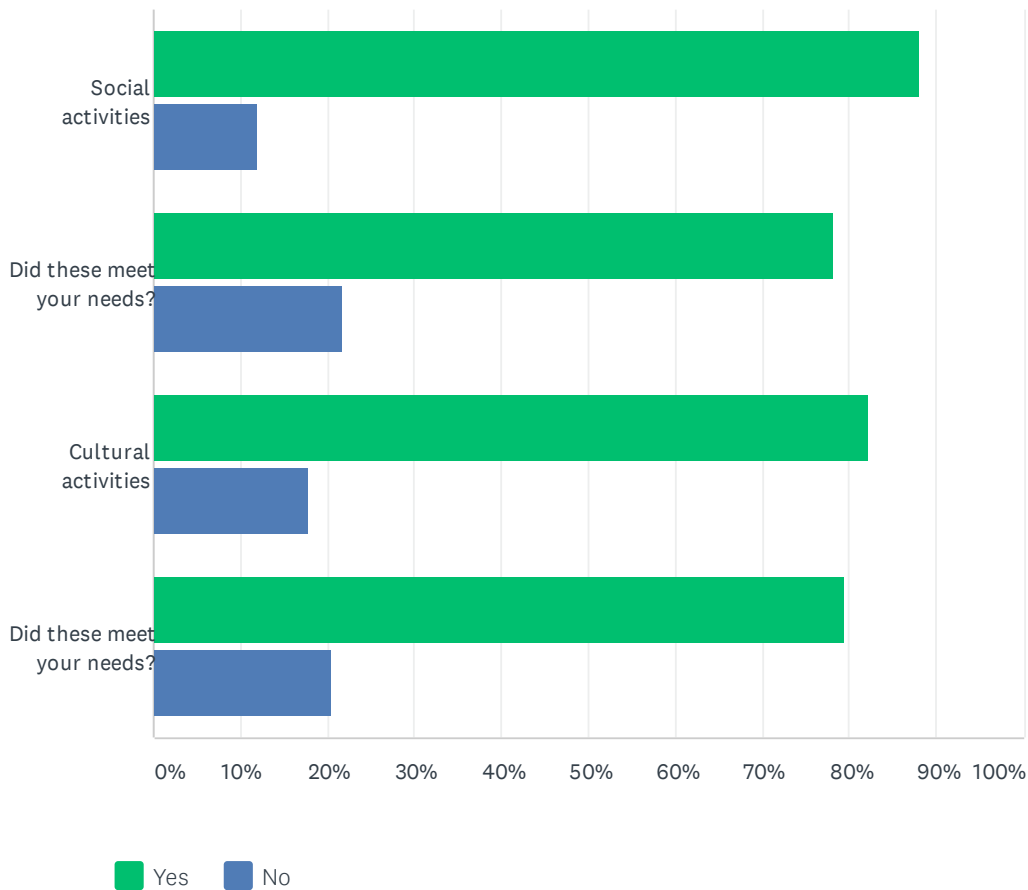
	VERY EXPENSIVE	EXPENSIVE	SAME AS AT HOME	CHEAP	VERY CHEAP	TOTAL	WEIGHTED AVERAGE
Food was:	14.29% 12	20.24% 17	39.29% 33	23.81% 20	2.38% 2	84	2.80
Social life was:	19.05% 16	25.00% 21	30.95% 26	20.24% 17	4.76% 4	84	2.67

Q14 Comments:

Answered: 13 Skipped: 74

Q15 Were there activities organised in which you could take part?

Answered: 84 Skipped: 3



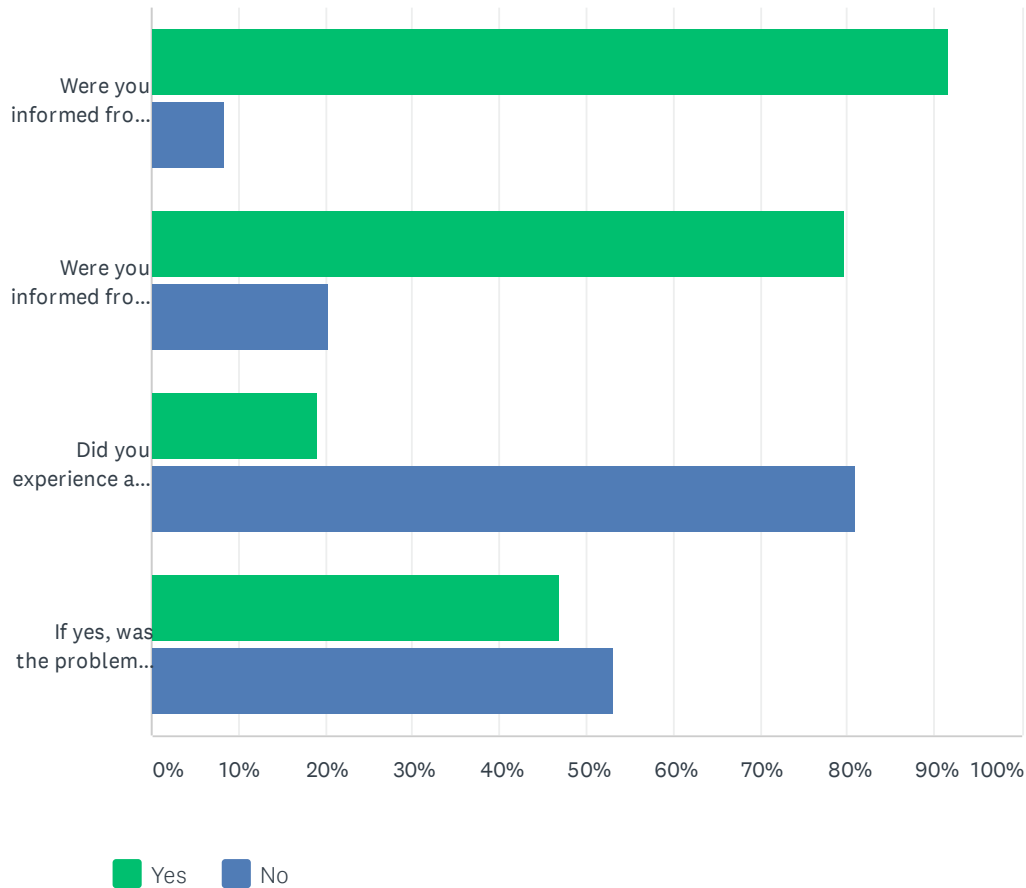
	YES	NO	TOTAL
Social activities	88.10% 74	11.90% 10	84
Did these meet your needs?	78.31% 65	21.69% 18	83
Cultural activities	82.14% 69	17.86% 15	84
Did these meet your needs?	79.52% 66	20.48% 17	83

Q16 Comments:

Answered: 17 Skipped: 70

Q17 In relation to emergencies or ill-health

Answered: 84 Skipped: 3



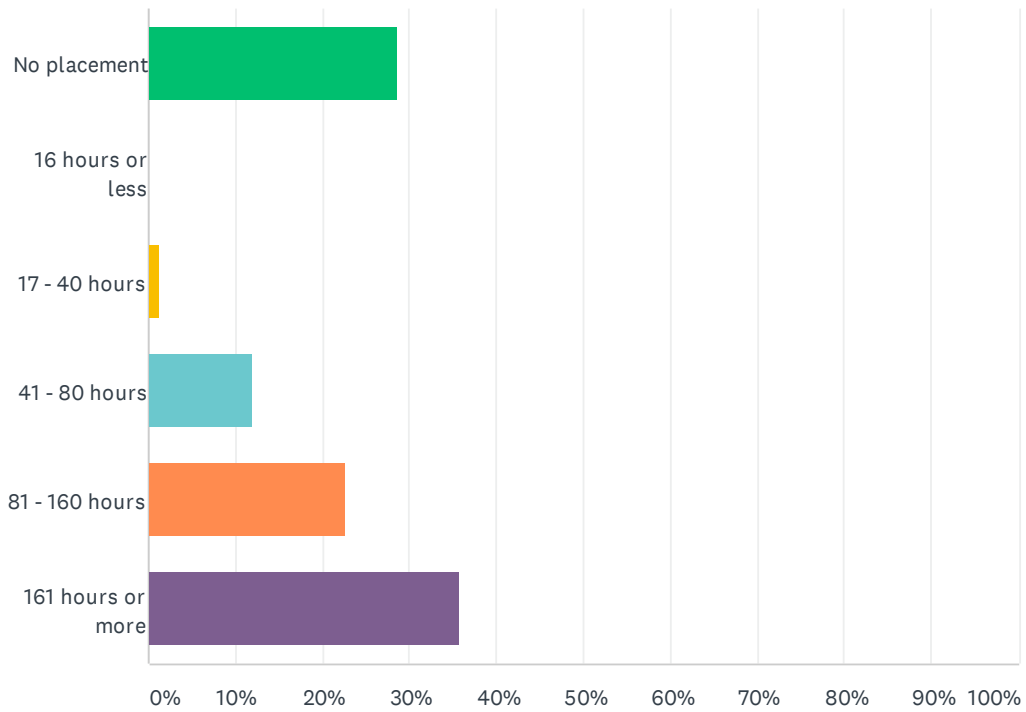
	YES	NO	TOTAL
Were you informed from the start where you could find help in case of any problems?	91.67% 77	8.33% 7	84
Were you informed from the start about arrangements in case of illness?	79.76% 67	20.24% 17	84
Did you experience any serious problems during the exchange?	19.05% 16	80.95% 68	84
If yes, was the problem adequately solved?	46.88% 15	53.13% 17	32

Q18 Comments:

Answered: 12 Skipped: 75

Q19 How many hours in total did you spend in a hospital / on clinical placement?

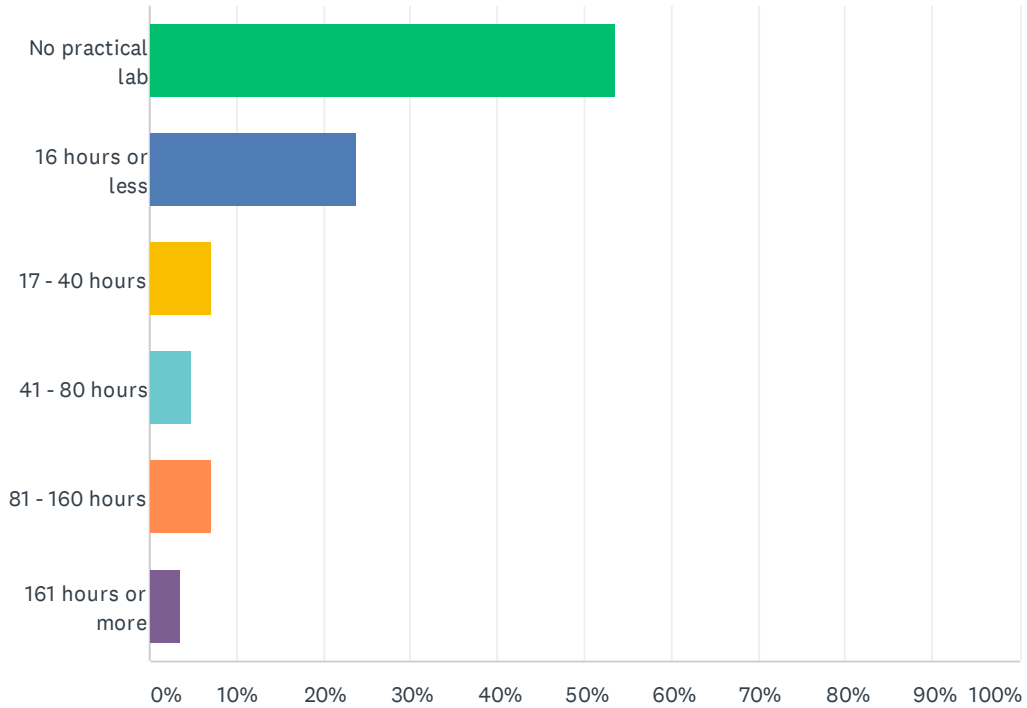
Answered: 84 Skipped: 3



ANSWER CHOICES	RESPONSES	
No placement	28.57%	24
16 hours or less	0.00%	0
17 - 40 hours	1.19%	1
41 - 80 hours	11.90%	10
81 - 160 hours	22.62%	19
161 hours or more	35.71%	30
TOTAL		84

Q20 How many hours in total did you spend in practical labs?

Answered: 84 Skipped: 3



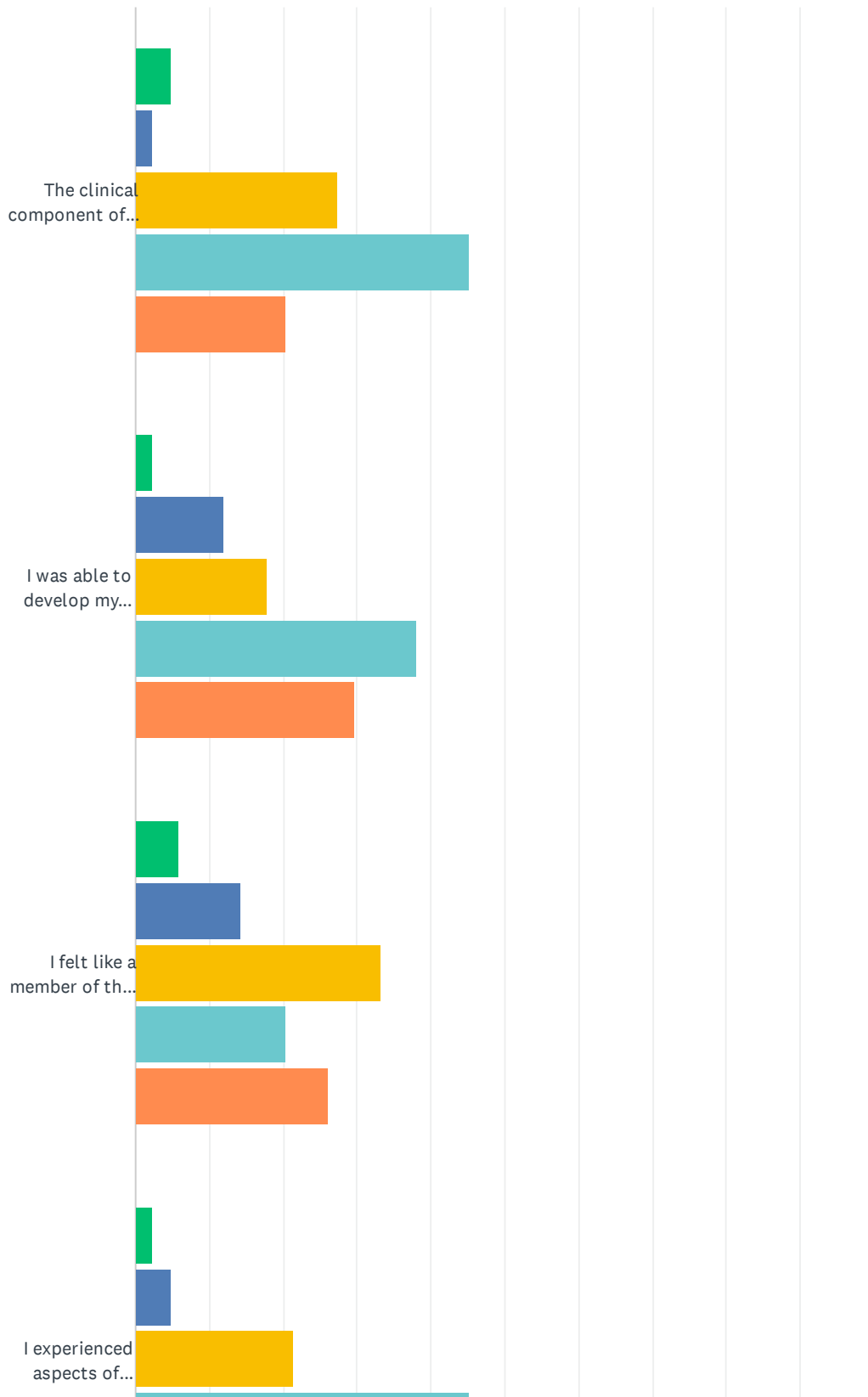
ANSWER CHOICES	RESPONSES	
No practical lab	53.57%	45
16 hours or less	23.81%	20
17 - 40 hours	7.14%	6
41 - 80 hours	4.76%	4
81 - 160 hours	7.14%	6
161 hours or more	3.57%	3
TOTAL		84

Q21 Comments:

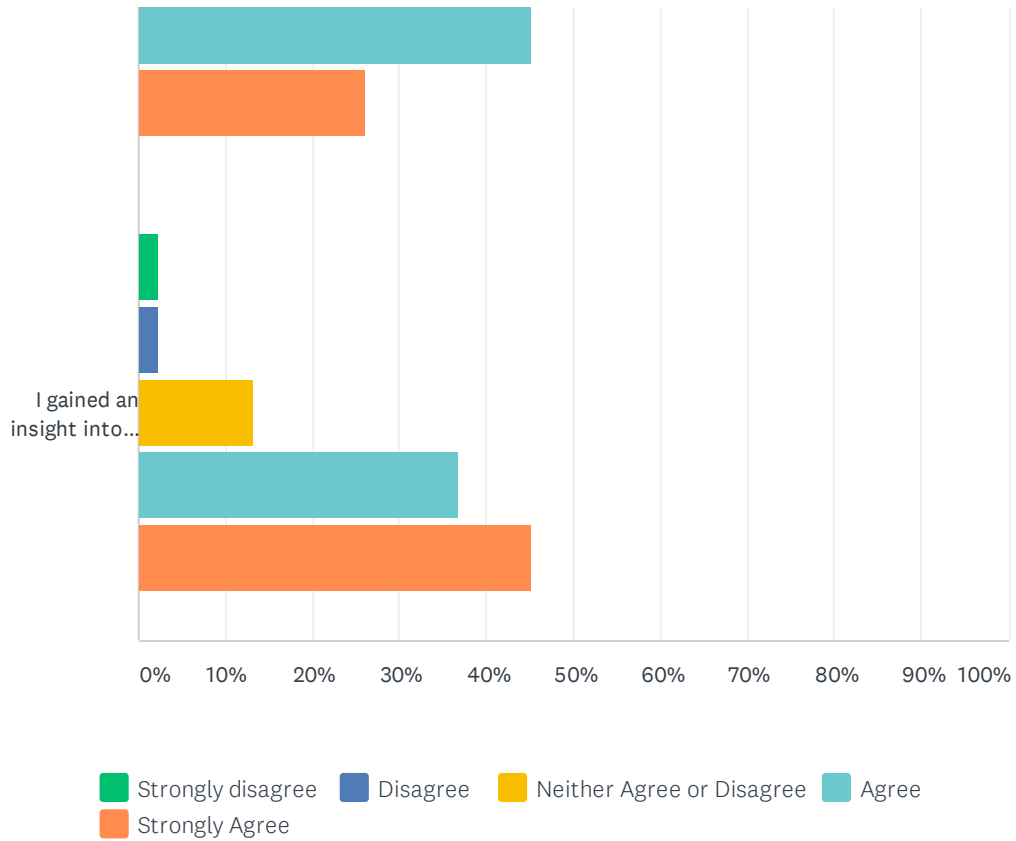
Answered: 8 Skipped: 79

Q22 In relation to your clinical practice / placement during the programme please rate the following.

Answered: 84 Skipped: 3



ERG Overall Evaluation 2020



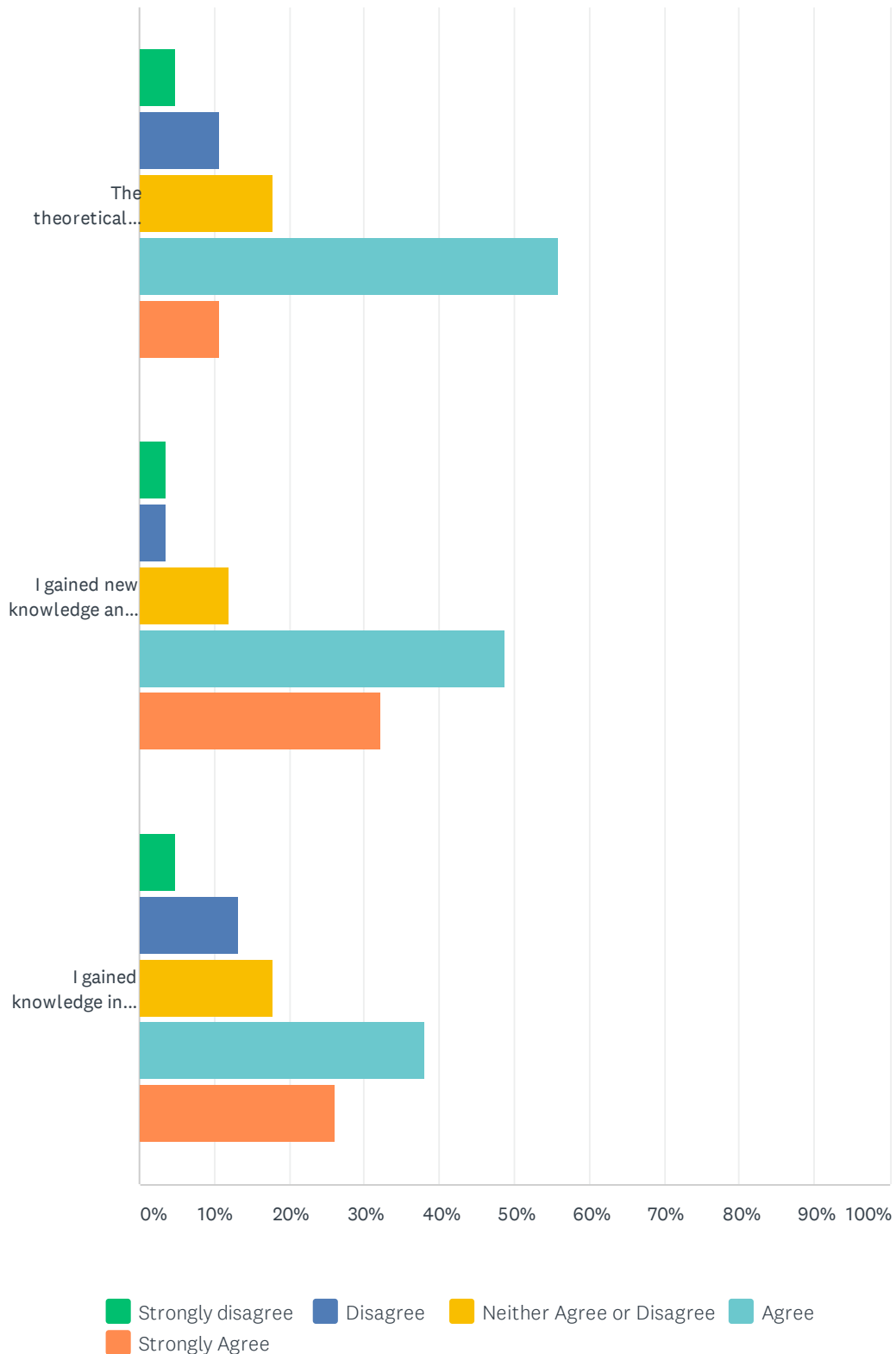
	STRONGLY DISAGREE	DISAGREE	NEITHER AGREE OR DISAGREE	AGREE	STRONGLY AGREE	TOTAL	WEIGHTED AVERAGE
The clinical component of the exchange met my expectations.	4.76% 4	2.38% 2	27.38% 23	45.24% 38	20.24% 17	84	3.74
I was able to develop my clinical skills.	2.38% 2	11.90% 10	17.86% 15	38.10% 32	29.76% 25	84	3.81
I felt like a member of the team while in clinical.	5.95% 5	14.29% 12	33.33% 28	20.24% 17	26.19% 22	84	3.46
I experienced aspects of clinical that I had not encountered in my own country.	2.38% 2	4.76% 4	21.43% 18	45.24% 38	26.19% 22	84	3.88
I gained an insight into the differences in radiography between my country and the host country.	2.38% 2	2.38% 2	13.10% 11	36.90% 31	45.24% 38	84	4.20

Q23 Comments:

Answered: 20 Skipped: 67

Q24 In relation to your theoretical lectures and other teaching sessions during the programme please rate the following.

Answered: 84 Skipped: 3



ERG Overall Evaluation 2020

	STRONGLY DISAGREE	DISAGREE	NEITHER AGREE OR DISAGREE	AGREE	STRONGLY AGREE	TOTAL	WEIGHTED AVERAGE
The theoretical component of the exchange met my expectations.	4.76% 4	10.71% 9	17.86% 15	55.95% 47	10.71% 9	84	3.57
I gained new knowledge and skills from the study units / modules.	3.57% 3	3.57% 3	11.90% 10	48.81% 41	32.14% 27	84	4.02
I gained knowledge in an area of radiography that I would not have gained in my own country.	4.76% 4	13.10% 11	17.86% 15	38.10% 32	26.19% 22	84	3.68

Q25 Comments:

Answered: 12 Skipped: 75

Q26 What was your overall impression of the Erasmus programme based on your personal experience? Your written comments are very important and will help guide future students in making their choice.

Answered: 83 Skipped: 4