






























1. My home university:

		Response Percent	Response Count
Vienna, Austria		3.1%	3
Brussels, Belgium		14.4%	14
Turku, Finland		2.1%	2
Athens, Greece		1.0%	1
Dublin, Ireland		14.4%	14
Malta		0.0%	0
Eindhoven, The Netherlands		7.2%	7
Haarlem, The Netherlands		9.3%	9
Bergen, Norway		2.1%	2
Coimbra, Portugal		6.2%	6
Porto, Portugal		11.3%	11
Ljubljana, Slovenia		3.1%	3
Jonkoping, Sweden		3.1%	3
Lund, Sweden		0.0%	0
Belfast, UK		8.2%	8
Ipswich, UK		14.4%	14
		answered question	97
		skipped question	1

2. My Erasmus Destination:

		Response Percent	Response Count
Vienna, Austria		11.3%	11
Brussels, Belgium		4.1%	4
Turku, Finland		3.1%	3
Athens, Greece		4.1%	4
Dublin, Ireland		2.1%	2
Malta		14.4%	14
Eindhoven, The Netherlands		7.2%	7
Haarlem, The Netherlands		17.5%	17
Bergen, Norway		5.2%	5
Coimbra, Portugal		9.3%	9
Porto, Portugal		8.2%	8
Ljubljana, Slovenia		3.1%	3
Jonkoping, Sweden		4.1%	4
Lund, Sweden		3.1%	3
Belfast, UK		3.1%	3
Ipswich, UK		0.0%	0
answered question			97
skipped question			1



3. Information received in advance on:

	Excellent	Good	Satisfactory	Below average	Poor	Rating Average	Response Count
Destination institution	49.0% (47)	39.6% (38)	6.3% (6)	4.2% (4)	1.0% (1)	4.31	96
Living accomodation	19.8% (19)	45.8% (44)	20.8% (20)	10.4% (10)	3.1% (3)	3.69	96
Travel arrangements	21.9% (21)	53.1% (51)	19.8% (19)	2.1% (2)	3.1% (3)	3.89	96
Cost of living	16.7% (16)	42.7% (41)	30.2% (29)	8.3% (8)	2.1% (2)	3.64	96
Destination country	44.8% (43)	46.9% (45)	4.2% (4)	2.1% (2)	2.1% (2)	4.30	96
answered question							96
skipped question							2

4. Any comments:

	Response Count
	16
answered question	16
skipped question	82

5. Was it easy to travel from your country to your destination country?

		Response Percent	Response Count
Yes		91.7%	88
No		8.3%	8
answered question			96
skipped question			2

6. Any comments:

	Response Count
	15
answered question	15
skipped question	83



7. Please rate the following on the language support received:

	Excellent	Good	Satisfactory	Below Average	Poor	Rating Average	Response Count
Success of language study in your own home country before travelling:	10.4% (10)	20.8% (20)	28.1% (27)	12.5% (12)	28.1% (27)	2.73	96
Success of language study in the destination country:	22.9% (22)	38.5% (37)	25.0% (24)	9.4% (9)	4.2% (4)	3.67	96
						answered question	96
						skipped question	2



8. Comments:

	Response Count
	17
answered question	17
skipped question	81

9. Was your accomodation arranged for you by the destination University?

		Response Percent	Response Count
Yes		61.5%	59
No		38.5%	37
answered question			96
skipped question			2

10. Did you have any difficulty in finding the location of your accommodation?

		Response Percent	Response Count
Yes		19.8%	19
No		80.2%	77
answered question			96
skipped question			2

11. Accommodation in destination country:

	Excellent	Good	Satisfactory	Below Average	Poor	Rating Average	Response Count
The comfort of living accommodation was:	22.9% (22)	44.8% (43)	21.9% (21)	9.4% (9)	1.0% (1)	3.79	96
The cost of living accommodation was:	13.5% (13)	36.5% (35)	30.2% (29)	12.5% (12)	7.3% (7)	3.36	96
answered question							96
skipped question							2

12. Comments:

	Response Count
	23
answered question	23
skipped question	75

13. Travel to School and hospital

	Excellent	Good	Satisfactory	Below Average	Poor	N/A	Rating Average	Response Count
The comfort of travel to and from the School was:	34.4% (33)	52.1% (50)	9.4% (9)	1.0% (1)	2.1% (2)	1.0% (1)	4.17	9
The cost of travel to and from the School was:	33.3% (32)	40.6% (39)	14.6% (14)	4.2% (4)	5.2% (5)	2.1% (2)	3.95	9
The comfort of travel to and from the hospital was:	24.0% (23)	57.3% (55)	11.5% (11)	3.1% (3)	3.1% (3)	1.0% (1)	3.97	9
The cost of travel to and from the hospital was:	16.7% (16)	50.0% (48)	19.8% (19)	4.2% (4)	8.3% (8)	1.0% (1)	3.63	9
							answered question	9
							skipped question	75

14. Comments:

	Response Count
	24
answered question	24
skipped question	74

15. Cost of living

	Very Expensive	Expensive	Same as at home	Cheap	Very Cheap	Rating Average	Response Count
Food was:	8.3% (8)	34.4% (33)	31.3% (30)	22.9% (22)	3.1% (3)	2.78	96
Social life was:	12.5% (12)	28.1% (27)	16.7% (16)	33.3% (32)	9.4% (9)	2.99	96
answered question							96
skipped question							2

16. Comments:

	Response Count
	9
answered question	9
skipped question	89

17. Were there activities organised in which you could take part?

	Yes	No	Response Count
Social activities	87.5% (84)	12.5% (12)	96
Did these meet your needs?	81.3% (78)	18.8% (18)	96
Cultural activities	93.8% (90)	6.3% (6)	96
Did these meet your needs?	92.7% (89)	7.3% (7)	96
answered question			96
skipped question			2

18. Comments:

	Response Count
	20
answered question	20
skipped question	78



19. In relation to emergencies or ill-health

	Yes	No	Response Count
Were you informed from the start where you could find help in case of any problems?	89.6% (86)	10.4% (10)	96
Were you informed from the start about arrangements in case of illness?	77.1% (74)	22.9% (22)	96
Did you experience any serious problems during the exchange?	11.5% (11)	88.5% (85)	96
If yes, was the problem adequately solved?	59.3% (16)	40.7% (11)	27
		answered question	96
		skipped question	2

20. Comments:

	Response Count
	4
answered question	4
skipped question	94

21. Did you have the opportunity to spend time in a local hospital on clinical placement?

		Response Percent	Response Count
Yes		96.9%	93
No		3.1%	3
answered question			96
skipped question			2

22. In relation to your clinical practice / placement during the programme please rate the following.

	Strongly disagree	Disagree	Neither Agree or Disagree	Agree	Strongly Agree	Rating Average	Response Count
The clinical component of the exchange met my expectations.	1.1% (1)	4.3% (4)	19.4% (18)	58.1% (54)	17.2% (16)	3.86	93
I was able to develop my clinical skills.	1.1% (1)	12.9% (12)	15.1% (14)	46.2% (43)	24.7% (23)	3.81	93
I felt like a member of the team while in clinical.	2.2% (2)	14.0% (13)	21.5% (20)	41.9% (39)	20.4% (19)	3.65	93
I experienced aspects of clinical that I had not encountered in my own country.	1.1% (1)	4.3% (4)	11.8% (11)	52.7% (49)	30.1% (28)	4.06	93
I gained an insight into the differences in radiography between my country and the host country.	1.1% (1)	0.0% (0)	4.3% (4)	53.8% (50)	40.9% (38)	4.33	93
Any comments?							18
answered question							93
skipped question							5

23. In relation to your theoretical lectures and other teaching sessions during the programme please rate the following.

	Strongly disagree	Disagree	Neither Agree or Disagree	Agree	Strongly Agree	Rating Average	Response Count
The theoretical component of the exchange met my expectations.	4.2% (4)	6.3% (6)	10.4% (10)	61.5% (59)	17.7% (17)	3.82	96
I gained new knowledge and skills from the study units / modules.	4.2% (4)	3.1% (3)	5.2% (5)	52.1% (50)	35.4% (34)	4.11	96
I gained knowledge in an area of radiography that I would not have gained in my own country.	5.2% (5)	7.3% (7)	24.0% (23)	37.5% (36)	26.0% (25)	3.72	96
					Any comments?		14
					answered question		96
					skipped question		2

24. What was your overall impression of the Erasmus programme based on your personal experience? Your written comments are very important and will help guide future students in making their choice.

	Response Count
	76
answered question	76
skipped question	22