





























1. Home Institution:

		Response Percent	Response Count
Vienna, Austria		2.8%	3
Brussels, Belgium		5.6%	6
Turku, Finland		0.0%	0
Athens, Greece		2.8%	3
Dublin, Ireland		19.6%	21
Malta		12.1%	13
Eindhoven, The Netherlands		3.7%	4
Haarlem, The Netherlands		15.0%	16
Bergen, Norway		3.7%	4
Coimbra, Portugal		9.3%	10
Porto, Portugal		5.6%	6
Ljubljana, Slovenia		3.7%	4
Lund, Sweden		0.0%	0
Belfast, UK		10.3%	11
Ipswich, UK		5.6%	6
answered question			107
skipped question			0

2. Host Institution:

		Response Percent	Response Count
Vienna, Austria		1.9%	2
Brussels, Belgium		8.4%	9
Turku, Finland		3.7%	4
Athens, Greece		4.7%	5
Dublin, Ireland		9.3%	10
Malta		18.7%	20
Eindhoven, The Netherlands		3.7%	4
Haarlem, The Netherlands		15.0%	16
Bergen, Norway		4.7%	5
Coimbra, Portugal		9.3%	10
Porto, Portugal		4.7%	5
Ljubljana, Slovenia		1.9%	2
Lund, Sweden		0.9%	1
Belfast, UK		7.5%	8
Ipswich, UK		5.6%	6
		answered question	107
		skipped question	0

3. Information received in advance on:



Opinion

	Excellent	Good	Satisfactory	Below average
Host institution	36.2% (38)	45.7% (48)	13.3% (14)	4.8% (5)
Living accomodation	20.2% (21)	41.3% (43)	27.9% (29)	7.7% (8)
Travel arrangements	25.0% (26)	51.9% (54)	16.3% (17)	3.8% (4)
Cost of living	19.2% (20)	39.4% (41)	31.7% (33)	7.7% (8)
Host country	46.2% (48)	38.5% (40)	10.6% (11)	1.9% (2)

4. Any comments:

	Response Count
	19
answered question	19
skipped question	88

5. Was it easy to travel from your country to your host country?

		Response Percent	Response Count
Yes		94.3%	99
No		5.7%	6
	answered question		105
	skipped question		2

6. Any comments:

	Response Count
	18
answered question	18
skipped question	89

7. Please rate the success of language study in your own country:

		Response Percent	Response Count
Excellent		20.0%	21
Good		35.2%	37
Satisfactory		20.0%	21
Below average		5.7%	6
Poor		19.0%	20
	answered question		105
	skipped question		2



8. Please rate the success of language study in the host country:

		Response Percent	Response Count
Excellent		23.8%	25
Good		41.0%	43
Satisfactory		25.7%	27
Below average		4.8%	5
Poor		4.8%	5
	answered question		105
	skipped question		2



9. Comments:

	Response Count
	23
answered question	23
skipped question	84

10. Was your accomodation arranged for you by the host University?

		Response Percent	Response Count
Yes		69.5%	73
No		30.5%	32
answered question			105
skipped question			2

11. Did you have any difficulty in finding the location of your accommodation?

		Response Percent	Response Count
Yes		6.7%	7
No		93.3%	98
answered question			105
skipped question			2

12. The comfort of living accommodation was:

		Response Percent	Response Count
Excellent		21.0%	22
Good		47.6%	50
Satisfactory		24.8%	26
Below average		5.7%	6
Poor		1.0%	1
answered question			105
skipped question			2

13. The cost of living accommodation was:

		Response Percent	Response Count
Very expensive		15.2%	16
Expensive		36.2%	38
Same as at home		25.7%	27
Cheap		18.1%	19
Very cheap		4.8%	5
answered question			105
skipped question			2

14. Comments:

	Response Count
	26
answered question	26
skipped question	81

15. The comfort of travel to and from the School was:

		Response Percent	Response Count
Excellent		42.9%	45
Good		37.1%	39
Satisfactory		12.4%	13
Below average		5.7%	6
Poor		1.9%	2
answered question			105
skipped question			2

16. The cost of travel to and from the school was:

		Response Percent	Response Count
Very expensive		5.7%	6
Expensive		13.3%	14
Same as at home		16.2%	17
Cheap		20.0%	21
Very cheap		44.8%	47
answered question			105
skipped question			2

17. The comfort of travel to and from the hospital was:

		Response Percent	Response Count
Excellent		22.9%	24
Good		41.0%	43
Satisfactory		27.6%	29
Below average		5.7%	6
Poor		2.9%	3
answered question			105
skipped question			2






18. The cost of travel to and from the hospital was:

		Response Percent	Response Count
Very expensive		14.3%	15
Expensive		12.4%	13
Same as at home		20.0%	21
Cheap		17.1%	18
Very cheap		36.2%	38
answered question			105
skipped question			2






19. Comments:

	Response Count
	20
answered question	20
skipped question	87

20. Food was:

		Response Percent	Response Count
Very expensive		7.7%	8
Expensive		17.3%	18
Same as at home		48.1%	50
Cheap		21.2%	22
Very cheap		5.8%	6
answered question			104
skipped question			3

21. Social life was:

		Response Percent	Response Count
Very expensive		25.0%	26
Expensive		23.1%	24
Same as at home		16.3%	17
Cheap		26.9%	28
Very cheap		8.7%	9
answered question			104
skipped question			3

22. Comments:

	Response Count
	18
answered question	18
skipped question	89

23. Were there activities organised in which you could take part?

	Yes	No	Response Count
Social activities	91.3% (95)	8.7% (9)	104
Did these meet your needs?	86.4% (89)	13.6% (14)	103
Cultural activities	85.6% (89)	14.4% (15)	104
Did these meet your needs?	79.2% (80)	20.8% (21)	101
		answered question	104
		skipped question	3

24. Comments:

	Response Count
	26
	answered question 26
	skipped question 81

25. In relation to emergencies or ill-health

	Yes	No	Response Count
Were you informed from the start where you could find help in case of any problems?	89.4% (93)	10.6% (11)	104
Were you informed from the start about arrangements in case of illness?	80.8% (84)	19.2% (20)	104
Did you experience any serious problems during the exchange?	9.6% (10)	90.4% (94)	104
If yes, was the problem adequately solved?	54.5% (12)	45.5% (10)	22
		answered question	104
		skipped question	3

26. Comments:

	Response Count
	6
answered question	6
skipped question	101

27. In relation to your funding

	Yes	No	Response Count
Did you receive ERASMUS funding?	94.2% (98)	5.8% (6)	104
Did you receive additional funding from home or host institution?	38.8% (40)	61.2% (63)	103
		answered question	104
		skipped question	3

28. Comments:

	Response Count
	11
answered question	11
skipped question	96

29. In relation to your clinical practice / placement during the programme please rate the following.

	Strongly disagree	Disagree	Agree	Strongly Agree	Rating Average	Response Count
The clinical component of the exchange met my expectations.	2.9% (3)	15.4% (16)	60.6% (63)	21.2% (22)	3.00	104
I was able to develop my clinical skills.	5.8% (6)	18.3% (19)	45.2% (47)	30.8% (32)	3.01	104
I felt like a member of the team while in clinical.	2.9% (3)	28.2% (29)	41.7% (43)	27.2% (28)	2.93	103
I experienced aspects of clinical that I had not encountered in my own country.	2.9% (3)	8.7% (9)	51.9% (54)	36.5% (38)	3.22	104
I gained an insight into the differences in radiography between my country and the host country.	1.0% (1)	1.9% (2)	43.3% (45)	53.8% (56)	3.50	104
				Any comments?		28
				answered question		104
				skipped question		3

30. In relation to your theoretical lectures and other teaching sessions during the programme please rate the following.

	Strongly disagree	Disagree	Agree	Strongly Agree	Rating Average	Response Count
The theoretical component of the exchange met my expectations.	4.8% (5)	14.4% (15)	64.4% (67)	16.3% (17)	2.92	104
I gained new knowledge and skills from the study units / modules.	1.9% (2)	7.7% (8)	55.8% (58)	34.6% (36)	3.23	104
I gained knowledge in an area of radiography that I would not have gained in my own country.	2.9% (3)	21.2% (22)	41.3% (43)	34.6% (36)	3.08	104
				Any comments?		15
				answered question		104
				skipped question		3

31. What was your overall impression of the Erasmus programme based on your personal experience? Your written comments are very important and will help guide future students in making their choice.

	Response Count
	96
answered question	96
skipped question	11